


Decathlon Final Results Final

24 JUL 2009

EUROPEAN JUNIOR RECORD	8397	Torsten Voss	GDR	Erfurt (GER)	7 JUL 1982
CHAMPIONSHIP RECORD	8114	Michael Kohnle	FRG	Varazdin (YUG)	26 AUG 1989

Rank	Bib	Name	Nat	100m	LJ	SP	HJ	400m	110H	DT	PV	JT	1K5	Prog. Points	Behind Leader (Pts)
1	17	VAN DER PLAETSEN Thomas	BEL	11.45 (-0.5) 763 (19) 1634 (14)	7.24 (+1.0) 871 (8) 1634 (14)	14.32 748 (6) 2382 (6)	2.13 925 (1) 3307 (1)	49.67 830 (9) 4137 (1)	14.27 (-2.0) 940 (4) 5077 (1)	36.44 593 (20) 5670 (1)	4.40 731 (5) 6401 (2)	58.42 714 (3) 7115 (1)	4:44.17 654 (8)	7769	
2	503	OLSON Petter	SWE	11.18 (-1.2) 821 (8) 1635 (13)	7.00 (+1.3) 814 (14) 1635 (13)	14.38 752 (5) 2387 (4)	1.98 785 (3) 3172 (5)	49.06 858 (4) 4030 (4)	14.12 (+2.5) 959 (1) 4989 (2)	39.77 660 (9) 5649 (3)	4.90 880 (1) 6529 (1)	42.74 482 (20) 7011 (2)	4:33.27 723 (5)	7734	35
3	219	KAZMIREK Kai	GER	11.15 (-1.2) 827 (7) 1701 (7)	7.25 (+1.7) 874 (7) 2304 (13)	11.95 603 (24) 2304 (13)	2.01 813 (2) 3117 (6)	47.11 953 (1) 4070 (3)	15.03 (-0.9) 846 (19) 4916 (4)	41.60 697 (6) 5613 (4)	4.40 731 (5) 6344 (4)	54.32 653 (7) 6997 (3)	4:46.24 642 (10)	7639	130
4	208	GILDE Maximilian	GER	11.28 (-0.5) 799 (10) 1721 (4)	7.45 (+2.7) 922 (2) 1721 (4)	14.07 733 (7) 2454 (2)	1.92 731 (8) 3185 (4)	51.44 749 (18) 3934 (6)	14.83 (-2.0) 870 (12) 4804 (8)	41.00 685 (7) 5489 (5)	4.40 731 (5) 6220 (5)	59.22 726 (2) 6946 (4)	4:52.16 606 (15)	7552	217
5	167	GARDINER Daniel	GBR	10.97 (-1.1) 867 (3) 1794 (1)	7.47 (+0.2) 927 (1) 1794 (1)	15.07 794 (1) 2588 (1)	1.89 705 (15) 3293 (2)	50.82 777 (13) 4070 (2)	14.61 (+2.5) 897 (8) 4967 (3)	41.77 701 (5) 5668 (2)	4.30 702 (9) 6370 (3)	45.15 517 (16) 6887 (5)	4:49.52 622 (13)	7509	260
6	3	DISTELBERGER Dominik	AUT	10.88 (-1.2) 888 (1) 1793 (2)	7.38 (+1.1) 905 (3) 1793 (2)	11.31 565 (25) 2358 (7)	1.86 679 (17) 3037 (12)	49.34 845 (6) 3882 (10)	14.18 (-0.9) 951 (2) 4833 (6)	39.56 656 (11) 5489 (6)	4.40 731 (5) 6220 (6)	47.06 545 (15) 6765 (7)	4:47.98 631 (11)	7396	373
7	50	PAŠIAK Adam	CZE	11.22 (-1.1) 812 (9) 1717 (5)	7.38 (+1.7) 905 (3) 2428 (3)	13.71 711 (11) 2428 (3)	1.98 785 (3) 3213 (3)	52.62 698 (24) 3911 (9)	15.12 (+1.5) 835 (20) 4746 (12)	39.00 644 (12) 5390 (11)	4.70 819 (2) 6209 (7)	48.23 562 (11) 6771 (6)	5:00.03 560 (19)	7331	438
8	46	HELCELET Adam	CZE	11.43 (-2.3) 767 (17) 1550 (16)	6.87 (0.0) 783 (16) 1550 (16)	14.73 773 (3) 2323 (12)	1.92 731 (8) 3054 (10)	50.13 809 (12) 3863 (11)	14.46 (-0.9) 916 (5) 4779 (10)	38.80 640 (13) 5419 (9)	4.20 673 (11) 6092 (9)	49.65 583 (10) 6675 (8)	4:51.21 611 (14)	7286	483
9	116	TASKINEN Eetu	FIN	11.67 (-1.1) 717 (24) 1408 (22)	6.47 (+1.6) 691 (22) 1408 (22)	13.86 720 (9) 2128 (21)	1.80 627 (20) 2755 (22)	51.09 765 (16) 3520 (21)	15.23 (+1.5) 822 (21) 4342 (21)	44.57 758 (2) 5100 (18)	4.70 819 (2) 5919 (13)	56.37 683 (5) 6602 (10)	4:44.58 652 (9)	7254	515
10	159	BRYANT Ashley	GBR	11.50 (-0.5) 753 (20) 1471 (20)	6.59 (0.0) 718 (20) 2130 (20)	12.87 659 (16) 2130 (20)	1.80 627 (20) 2757 (21)	50.01 814 (10) 3571 (20)	14.96 (-2.0) 854 (17) 4425 (19)	39.72 659 (10) 5084 (19)	4.10 645 (14) 5729 (18)	64.21 801 (1) 6530 (13)	4:42.83 663 (7)	7193	576
11	293	CALVI Michele	ITA	11.07 (-1.2) 845 (4) 1644 (12)	6.94 (+0.3) 799 (15) 1644 (12)	13.74 712 (10) 2356 (8)	1.86 679 (17) 3035 (13)	50.98 770 (14) 3805 (13)	14.21 (-0.9) 948 (3) 4753 (11)	42.39 713 (4) 5466 (7)	4.00 617 (16) 6083 (10)	47.66 554 (12) 6637 (9)	5:03.14 542 (22)	7179	590
12	45	HEDVICÁK Jaroslav	CZE	10.90 (-1.2) 883 (2) 1711 (6)	7.06 (+1.6) 828 (12) 1711 (6)	12.34 627 (19) 2338 (10)	1.92 731 (8) 3069 (8)	48.09 905 (2) 3974 (5)	14.60 (-2.0) 899 (6) 4873 (5)	33.56 535 (22) 5408 (10)	4.20 673 (11) 6081 (11)	37.62 408 (23) 6489 (14)	4:38.60 689 (6)	7178	591

INTERNET Service: www.european-athletics.org

Timing, Measurement and Data Service by  OMEGA

printed at FRI 24 JUL 2009 19:43


Page 1 of 3

Decathlon Final Results Final

24 JUL 2009

Rank	Bib	Name	Nat	100m	LJ	SP	HJ	400m	110H	DT	PV	JT	1K5	Prog. Points	Behind Leader (Pts)	
13	507	ROSENQUIST Fabian	SWE	11.43 (-0.5) 767 (17) 1548 (17)	6.86 (+2.0) 781 (17) 1548 (17)	13.42 693 (12) 2241 (17)	1.95 758 (6) 2999 (17)	49.45 840 (7) 3839 (12)	14.63 (+1.5) 895 (10) 4734 (13)	37.17 607 (17) 5341 (13)	4.00 617 (16) 5958 (12)	43.46 492 (19) 6450 (15)	4:33.18 724 (4)	7174	595	
14	171	GUEST David	GBR	11.12 (-2.3) 834 (5)	7.33 (+0.4) 893 (5) 1727 (3)	12.22 620 (20) 2347 (9)	1.92 731 (8) 3078 (7)	49.25 849 (5) 3927 (7)	14.91 (-0.9) 860 (13) 4787 (9)	36.72 598 (18) 5385 (12)	4.50 760 (4) 6145 (8)	39.46 434 (22) 6579 (12)	4:59.17 565 (18)	7144	625	
15	449	SVIRIDOV Sergey	RUS	11.28 (-0.5) 799 (10)	7.18 (+3.4) 857 (11) 1656 (11)	14.02 730 (8) 2386 (5)	1.80 627 (20) 3013 (15)	53.84 646 (25) 3659 (18)	15.35 (+1.5) 808 (22) 4467 (18)	46.65 801 (1) 5268 (16)	4.00 617 (16) 5885 (14)	57.69 703 (4) 6588 (11)	5:14.20 481 (23)	7069	700	
16	131	FENRICH Benjamin	FRA	11.94 (-2.3) 663 (26)	6.37 (+0.2) 668 (24) 1331 (24)	12.11 613 (22) 1944 (25)	1.92 731 (8) 2675 (24)	51.47 748 (19) 3423 (24)	15.39 (+2.5) 803 (23) 4226 (24)	32.53 514 (23) 4740 (24)	4.30 702 (9) 5442 (21)	56.06 679 (6) 6121 (21)	4:09.09 888 (1)	7009	760	
17	476	ANTILLE Flavien	SUI	11.41 (-0.5) 771 (16)	7.05 (0.0) 826 (13) 1597 (15)	12.19 618 (21) 2215 (18)	1.98 785 (3) 3000 (16)	51.20 760 (17) 3760 (16)	14.98 (-2.0) 852 (18) 4612 (16)	36.68 597 (19) 5209 (17)	4.20 673 (11) 5882 (15)	45.12 517 (17) 6399 (17)	4:52.86 602 (16)	7001	768	
18	450	TEPTIN Yevgeniy	RUS	11.58 (-1.1) 736 (21)	6.77 (0.0) 760 (18) 1496 (19)	15.03 792 (2) 2288 (15)	1.95 758 (6) 3046 (11)	51.95 727 (21) 3773 (15)	14.79 (+1.5) 875 (11) 4648 (15)	40.42 673 (8) 5321 (14)	3.60 509 (22) 5830 (17)	50.61 598 (9) 6428 (16)	5:00.58 556 (20)	6984	785	
19	93	JÖEVÄLI Kaarel	EST	11.40 (-2.3) 774 (15)	7.30 (+1.4) 886 (6) 1660 (9)	13.07 672 (14) 2332 (11)	1.92 731 (8) 3063 (9)	51.87 730 (20) 3793 (14)	14.91 (+2.5) 860 (13) 4653 (14)	37.86 621 (15) 5274 (15)	3.80 562 (21) 5836 (16)	47.27 548 (14) 6384 (18)	4:57.17 576 (17)	6960	809	
20	500	NILSSON Marcus	SWE	12.18 (-2.3) 616 (27)	6.32 (0.0) 657 (25) 1273 (25)	14.50 759 (4) 2032 (24)	1.83 653 (19) 2685 (23)	51.00 769 (15) 3454 (23)	14.91 (+1.5) 860 (13) 4314 (22)	43.24 731 (3) 5045 (20)	4.10 645 (14) 5690 (19)	39.55 436 (21) 6126 (20)	4:23.37 789 (2)	6915	854	
21	298	COMBI Stefano	ITA	11.28 (-1.2) 799 (10)	7.21 (+2.5) 864 (9) 1663 (8)	12.04 609 (23) 2272 (16)	1.74 577 (25) 2849 (18)	50.02 814 (11) 3663 (17)	14.95 (-2.0) 856 (16) 4519 (17)	32.28 509 (24) 5028 (21)	4.00 617 (16) 5645 (20)	47.33 549 (13) 6194 (19)	5:01.23 553 (21)	6747	1022	
22	441	LUKYANENKO Artem	RUS	11.64 (-1.2) 723 (23)	6.38 (0.0) 670 (23) 1393 (23)	13.14 676 (13) 2069 (23)	1.77 602 (24) 2671 (25)	52.08 721 (22) 3392 (25)	14.60 (-0.9) 899 (6) 4291 (23)	34.74 558 (21) 4849 (23)	3.90 590 (20) 5439 (22)	50.68 599 (8) 6038 (22)	4:48.84 626 (12)	6664	1105	
23	115	SOLA Juha	FIN	11.72 (-2.3) 707 (25)	6.56 (+2.4) 711 (21) 1418 (21)	13.01 668 (15) 2086 (22)	1.89 705 (15) 2791 (20)	49.45 840 (7) 3631 (19)	15.94 (+2.5) 740 (24) 4371 (20)	38.79 640 (14) 5011 (22)	NM 0 5011 (24)	44.58 509 (18) 5520 (23)	4:28.75 753 (3)	6273	1496	
282		LÁRUSSON Einar Daði	ISL	11.29 (-1.1) 797 (13)	7.20 (+2.2) 862 (10) 1659 (10)	12.57 641 (18) 2300 (14)	1.92 731 (8) 3031 (14)	48.56 882 (3) 3913 (8)	14.61 (-2.0) 897 (8) 4810 (7)	37.82 620 (16) 5430 (8)	NM 0 5430 (23)	DNS		DNF		
136		LELIEVRE Jeremy	FRA	11.31 (-2.3) 793 (14)	6.64 (0.0) 729 (19) 1522 (18)	12.64 645 (17) 2167 (19)	1.80 627 (20) 2794 (19)	52.29 712 (23) 3506 (22)	DNS						DNF	

INTERNET Service: www.european-athletics.org

Timing, Measurement and Data Service by  OMEGA

printed at FRI 24 JUL 2009 19:43

Page 2 of 3

Decathlon
Final Results
Final


24 JUL 2009

Rank	Bib	Name	Nat	100m	LJ	SP	HJ	400m	110H	DT	PV	JT	1K5	Prog. Points	Behind Leader (Pts)
	97	LEPIK Hendrik	EST	11.63 (-1.1) 725 (22)	NM 0 725 (26)	DNS									DNF
	383	KRZESZEWSKI Rafal	POL	11.13 (-1.1) 832 (6)	DNS										DNF
	477	BACHMANN Manuel	SUI	DNF 0	DNS										DNF

Legend

DNF	Did not Finish	DNS	Did not Start	DT	Discus Throw	H	Hurdles
HJ	High Jump	JT	Javelin Throw	LJ	Long jump	NM	No Mark
Prog.	Progressive	Pts	Points	PV	Pole Vault	SP	Shot Put

INTERNET Service: www.european-athletics.org

Timing, Measurement and Data Service by  OMEGA

printed at FRI 24 JUL 2009 19:43

Page 3 of 3