

Results

100m Men
Combined result
19 JUN 2010 / 17:54

Rank	Name	Nat	Date of Birth	Lane	Result
1	CHAMBERS Dwain	GBR	5 APR 1978	5	9.99 CR,EL
2	LEMÂITRE Christophe	FRA	11 JUN 1990	6	10.02 PB
3	DI GREGORIO Emanuele	ITA	13 DEC 1980	4	10.20 PB
4	RODRÍGUEZ Ángel David	ESP	25 APR 1980	3	10.23 SB
5	YEPISHIN Andrey	RUS	10 JUN 1981	6	10.40
6	LINNIK Aliaksandr	BLR	28 JAN 1991	5	10.44
7	STEMPEL Pawel	POL	6 AUG 1987	7	10.48
8	SMELLYK Serhiy	UKR	19 APR 1987	2	10.57
9	HÄMÄLÄINEN Hannu	FIN	30 APR 1985	3	10.64
10	LARSEN Tormod Hjortnæs	NOR	29 JUL 1986	7	10.71
11	AGGELÁKIS Ággelos	GRE	23 MAR 1988	4	10.82
	KELLER Martin	GER	26 SEP 1986	2	DQ R 162.7

100m Men
Final B
19 JUN 2010 / 17:54

Wind: +2.1 m/s

Rank	Name	Nat	Date of Birth	Lane	Reaction time	Result
1	YEPISHIN Andrey	RUS	10 JUN 1981	6	0.150	10.40
2	LINNIK Aliaksandr	BLR	28 JAN 1991	5	0.172	10.44
3	SMELLYK Serhiy	UKR	19 APR 1987	2	0.177	10.57
4	HÄMÄLÄINEN Hannu	FIN	30 APR 1985	3	0.157	10.64
5	LARSEN Tormod Hjortnæs	NOR	29 JUL 1986	7	0.163	10.71
6	AGGELÁKIS Ággelos	GRE	23 MAR 1988	4	0.245	10.82

100m Men
Final A
19 JUN 2010 / 18:01

Wind: +1.1 m/s

Rank	Name	Nat	Date of Birth	Lane	Reaction time	Fn	Result
1	CHAMBERS Dwain	GBR	5 APR 1978	5	0.162		9.99 CR,EL
2	LEMÂITRE Christophe	FRA	11 JUN 1990	6	0.195		10.02 PB
3	DI GREGORIO Emanuele	ITA	13 DEC 1980	4	0.182		10.20 PB
4	RODRÍGUEZ Ángel David	ESP	25 APR 1980	3	0.155		10.23 SB
5	STEMPEL Pawel	POL	6 AUG 1987	7	0.219		10.48
	KELLER Martin	GER	26 SEP 1986	2		F1	DQ R 162.7

Results
**200m Men
Combined result**
20 JUN 2010 / 16:36

Rank	Name	Nat	Date of Birth	Lane	Result
1	MBANDJOCK Martial	FRA	14 OCT 1985	6	20.55 =CR
2	TSÁKONAS Likoúrgos-Stéfanos	GRE	8 MAR 1990	7	20.69 PB
3	ERNST Sebastian	GER	11 OCT 1984	3	20.77 SB
4	BODROV Igor	UKR	9 JUL 1987	5	20.77
5	BAPTISTE Leon	GBR	23 MAY 1985	4	20.84
6	KRYNSKI Kamil	POL	12 MAY 1987	2	20.89
7	ÅSTRAND Jonathan	FIN	9 SEP 1985	4	20.92 PB
8	DONATI Roberto	ITA	15 MAR 1983	3	21.01 SB
9	RODRÍGUEZ Ángel David	ESP	25 APR 1980	2	21.11
10	LINNIK Aliaksandr	BLR	28 JAN 1991	6	21.15
11	SMIRNOV Roman	RUS	2 SEP 1984	5	21.37
12	SOLLI Per Magnus	NOR	4 JUN 1991	7	21.68

**200m Men
Final B**
20 JUN 2010 / 16:36

Wind: +1.0 m/s

Rank	Name	Nat	Date of Birth	Lane	Reaction time	Result
1	ÅSTRAND Jonathan	FIN	9 SEP 1985	4	0.163	20.92 PB
2	DONATI Roberto	ITA	15 MAR 1983	3	0.190	21.01 SB
3	RODRÍGUEZ Ángel David	ESP	25 APR 1980	2	0.174	21.11
4	LINNIK Aliaksandr	BLR	28 JAN 1991	6	0.225	21.15
5	SMIRNOV Roman	RUS	2 SEP 1984	5	0.178	21.37
6	SOLLI Per Magnus	NOR	4 JUN 1991	7	0.255	21.68

**200m Men
Final A**
20 JUN 2010 / 16:43


Wind: +0.4 m/s

Rank	Name	Nat	Date of Birth	Lane	Reaction time	Result
1	MBANDJOCK Martial	FRA	14 OCT 1985	6	0.159	20.55 =CR
2	TSÁKONAS Likoúrgos-Stéfanos	GRE	8 MAR 1990	7	0.167	20.69 PB
3	ERNST Sebastian	GER	11 OCT 1984	3	0.151	20.77 SB
4	BODROV Igor	UKR	9 JUL 1987	5	0.229	20.77
5	BAPTISTE Leon	GBR	23 MAY 1985	4	0.169	20.84
6	KRYNSKI Kamil	POL	12 MAY 1987	2	0.179	20.89

**400m Men
Combined result**
19 JUN 2010 / 17:35

Rank	Name	Nat	Date of Birth	Lane	Result
1	ROONEY Martyn	GBR	3 APR 1987	4	45.67
2	DJHONE Leslie	FRA	18 MAR 1981	2	45.72 SB
3	KRASNOV Vladimir	RUS	19 AUG 1990	6	45.74
4	GRÁVALOS Dimítrios	GRE	18 APR 1984	5	46.35 SB
5	SCHNEIDER Thomas	GER	7 NOV 1988	7	46.36
6	BARBERI Andrea	ITA	15 JAN 1979	3	46.62
7	KLIMCZAK Piotr	POL	18 JAN 1980	5	47.00
8	BURAKOV Volodymyr	UKR	6 MAY 1985	6	47.18
9	VÁLIMÄKI Matti	FIN	6 FEB 1987	7	47.29 =SB
10	UJAKPOR Mark	ESP	18 JAN 1987	4	47.78
11	RØINE Lars Jahr	NOR	25 OCT 1984	2	48.19
12	PALUYAN Dzmitry	BLR	25 APR 1986	3	48.38

 INTERNET Service: www.european-athletics.org

 Timing, Measurement & Data Service by  OMEGA

printed at SUN 20 JUN 2010 18:33

Page 2 of 28

Results

**400m Men
Final B**

19 JUN 2010 / 17:35

Rank	Name	Nat	Date of Birth	Lane	Reaction time	Result
1	GRÁVALOS Dimítrios	GRE	18 APR 1984	5	0.183	46.35 SB
2	BURAKOV Volodymyr	UKR	6 MAY 1985	6	0.246	47.18
3	VÄLIMÄKI Matti	FIN	6 FEB 1987	7	0.176	47.29 =SB
4	UJAKPOR Mark	ESP	18 JAN 1987	4	0.173	47.78
5	RØINE Lars Jahr	NOR	25 OCT 1984	2	0.185	48.19
6	PALUYAN Dzmitry	BLR	25 APR 1986	3	0.265	48.38

**400m Men
Final A**

19 JUN 2010 / 17:42

Rank	Name	Nat	Date of Birth	Lane	Reaction time	Result
1	ROONEY Martyn	GBR	3 APR 1987	4	0.214	45.67
2	DJHONE Leslie	FRA	18 MAR 1981	2	0.167	45.72 SB
3	KRASNOV Vladimir	RUS	19 AUG 1990	6	0.229	45.74
4	SCHNEIDER Thomas	GER	7 NOV 1988	7	0.345	46.36
5	BARBERI Andrea	ITA	15 JAN 1979	3	0.167	46.62
6	KLIMCZAK Piotr	POL	18 JAN 1980	5	0.208	47.00

**800m Men
Final**

20 JUN 2010 / 15:43

Rank	Name	Nat	Date of Birth	Lane	Result
1	BORZAKOVSKIY Yuriy	RUS	12 APR 1981	4	1:45.41 CR
2	RIMMER Michael	GBR	3 FEB 1986	1	1:45.62
3	LEWANDOWSKI Marcin	POL	13 JUN 1987	7	1:45.74
4	SCHEMBERA Robin	GER	1 OCT 1988	5	1:46.38 SB
5	REINA Antonio Manuel	ESP	13 JUN 1981	3	1:46.55
6	ANANENKA Anis	BLR	29 NOV 1985	6	1:47.66 PB
7	OUALICH Hamid	FRA	26 APR 1988	8	1:48.07
8	BENEDETTI Giordano	ITA	22 MAY 1989	4	1:48.50
9	VOLOSHYN Vitaliy	UKR	12 JAN 1985	6	1:48.63
10	ROTH Thomas	NOR	11 FEB 1991	2	1:48.82
11	GRANLUND Tommy	FIN	21 APR 1983	2	1:49.16 SB
12	NAKÓPOULOS Konstadínos	GRE	28 JUN 1987	8	1:49.61 SB

Intermediate times: 400m 52.08 BORZAKOVSKIY Yuriy (RUS)
600m 1:18.96 BORZAKOVSKIY Yuriy (RUS)

Results

1500m Men Final

19 JUN 2010 / 18:40

Rank	Name	Nat	Date of Birth	Order	Result
1	MCCOURT Colin	GBR	11 DEC 1984	2	3:46.70
2	OBRIST Christian	ITA	20 NOV 1980	6	3:46.77
3	SCHLANGEN Carsten	GER	31 DEC 1980	8	3:46.89
4	DEMCZYSZAK Mateusz	POL	18 JAN 1986	11	3:47.16
5	BORYSYUK Oleksandr	UKR	9 DEC 1985	10	3:47.22
6	INGEBRIGTSEN Henrik	NOR	24 FEB 1991	4	3:47.40
7	SANDELLS Niclas	FIN	14 MAR 1984	3	3:47.48
8	TUKHTACHEV Ivan	RUS	12 JUL 1989	7	3:47.79
9	RUIZ Diego	ESP	5 FEB 1982	5	3:47.84
10	KOWAL Yoann	FRA	28 MAY 1987	12	3:48.47
11	CHABIARAK Sjarhei	BLR	7 NOV 1987	9	3:50.03
12	DIMITRAKIS Andréas	GRE	8 SEP 1990	1	3:58.66

Intermediate times: 400m 1:04.99 RUIZ Diego (ESP)
800m 2:08.79 RUIZ Diego (ESP)
1200m 3:06.19 DEMCZYSZAK Mateusz (POL)

3000m Men Final

20 JUN 2010 / 16:14

Rank	Name	Nat	Date of Birth	Order	Result
1	ESPAÑA Jesús	ESP	21 AUG 1978	7	8:19.39
2	LABOVSKYY Mykola	UKR	4 MAY 1983	12	8:20.01
3	SMIRNOV Valentin	RUS	13 FEB 1986	9	8:20.11
4	DURAND Yohan	FRA	14 MAY 1985	2	8:20.14
5	NOWICKI Bartosz	POL	26 FEB 1984	1	8:20.16
6	LA ROSA Stefano	ITA	22 SEP 1985	8	8:20.39
7	GABIUS Arne	GER	22 MAR 1981	10	8:20.99
8	PLATONAU Sjarhei	BLR	12 DEC 1990	11	8:21.31
9	BERGDAHL Mikael	FIN	15 AUG 1983	5	8:21.91
10	BURAAS Sindre	NOR	3 MAY 1989	6	8:25.34
11	WILKINSON James	GBR	13 JUL 1990	4	8:28.33
12	TOUCHE Konstantinos	GRE	5 JAN 1990	3	8:32.36


Intermediate times: 1000m 3:00.15 LA ROSA Stefano (ITA)
2000m 5:54.45 GABIUS Arne (GER)

5000m Men Final

19 JUN 2010 / 19:17

Rank	Name	Nat	Date of Birth	Order	Result
1	FARAH Mo	GBR	23 MAR 1983	3	13:46.93
2	BEZABEH Alemayehu	ESP	22 SEP 1986	6	13:49.24
3	LEBID Serhiy	UKR	15 JUL 1975	11	13:49.90
4	RYBAKOV Yevgeniy	RUS	27 FEB 1985	8	13:55.04
5	MEUCCI Daniele	ITA	7 OCT 1985	7	13:56.95
6	RÄSÄNEN Matti	FIN	15 FEB 1983	4	13:58.40
7	MOEN Sondre Nordstad	NOR	12 JAN 1991	5	14:00.03
8	KLECZEK Radoslaw	POL	12 APR 1985	12	14:01.41
9	MEFTAH Abdellatif	FRA	3 JAN 1982	1	14:06.10
10	RAHAUTSOU Stsiapan	BLR	29 MAY 1986	10	14:08.55
11	GLATTING Christian	GER	28 DEC 1986	9	14:09.78
12	PAPADÓNIS Adónios	GRE	21 AUG 1979	2	14:45.05

INTERNET Service: www.european-athletics.org

Timing, Measurement & Data Service by  OMEGA

printed at SUN 20 JUN 2010 18:33

Page 4 of 28

Results

Final (cont.)

Intermediate times:	1000m	2:50.80	RAHAUTSOU Stsiapan (BLR)
	2000m	5:37.55	MEFTAH Abdellatif (FRA)
	3000m	8:26.37	MEUCCI Daniele (ITA)
	4000m	11:20.98	FARAH Mo (GBR)

3000m Steeplechase Men

Final 20 JUN 2010 / 17:10

Rank	Name	Nat	Date of Birth	Order	Result
1	SZYMKOWIAK Tomasz	POL	5 JUL 1983	2	8:31.53
2	ULICZKA Steffen	GER	17 JUL 1984	11	8:33.39
3	KESKISALO Jukka	FIN	27 MAR 1981	6	8:33.41
4	BLANCO José Luis	ESP	3 JUN 1975	8	8:36.15
5	GUNN Luke	GBR	22 MAR 1985	5	8:38.65
6	ZOUAOUI DANDRIEUX Vincent	FRA	12 OCT 1980	3	8:39.38
7	VILLANI Matteo	ITA	29 AUG 1982	9	8:39.72
8	MINSHIN Ildar	RUS	5 FEB 1985	10	8:44.38
9	KRISTENSEN Bjørnar Ustad	NOR	26 JAN 1982	7	8:44.55
10	SLAVENSKI Ilya	BLR	2 AUG 1984	12	8:44.68
11	ANAGNÓSTOU Theódoros	GRE	11 JUN 1975	4	9:06.40
	SLOBODENYUK Vadym	UKR	17 MAR 1981	1	DQ

Intermediate times:	1000m	2:54.90	SLAVENSKI Ilya (BLR)
	2000m	5:54.45	ZOUAOUI DANDRIEUX Vincent (FRA)

110m Hurdles Men

Combined result 20 JUN 2010 / 15:10

Rank	Name	Nat	Date of Birth	Lane	Result
1	TURNER Andy	GBR	19 SEP 1980	4	13.48
2	NOGA Artur	POL	2 MAY 1988	6	13.54
3	QUINÓNEZ Jackson	ESP	12 JUN 1980	3	13.67
4	LYNSHA Maksim	BLR	6 APR 1985	7	13.70
5	DOUVALÍDIS Konstadínos	GRE	10 MAR 1987	5	13.74
6	TEDESCO Stefano	ITA	4 JUL 1988	6	13.78
7	JOHN Alexander	GER	3 MAY 1986	7	13.79
8	BORISOV Yevgeniy	RUS	7 MAR 1984	4	13.82
8	LAVANNE Cédric	FRA	13 NOV 1980	2	13.82
10	SONCK Juha	FIN	15 APR 1981	3	13.97
11	DEMYDYUK Serhiy	UKR	5 JUN 1982	5	14.06
12	VUKICEVIC Vladimir	NOR	16 MAY 1991	2	14.13

110m Hurdles Men

Final B 20 JUN 2010 / 15:10

Wind: -0.5 m/s

Rank	Name	Nat	Date of Birth	Lane	Reaction time	Result
1	LYNSHA Maksim	BLR	6 APR 1985	7	0.212	13.70
2	TEDESCO Stefano	ITA	4 JUL 1988	6	0.175	13.78
3	BORISOV Yevgeniy	RUS	7 MAR 1984	4	0.160	13.82
4	SONCK Juha	FIN	15 APR 1981	3	0.130	13.97
5	DEMYDYUK Serhiy	UKR	5 JUN 1982	5	0.162	14.06
6	VUKICEVIC Vladimir	NOR	16 MAY 1991	2	0.150	14.13

Results

110m Hurdles Men

Final A

20 JUN 2010 / 15:17

Wind: -0.1 m/s

Rank	Name	Nat	Date of Birth	Lane	Reaction time	Result
1	TURNER Andy	GBR	19 SEP 1980	4	0.144	13.48
2	NOGA Artur	POL	2 MAY 1988	6	0.162	13.54
3	QUINÓNEZ Jackson	ESP	12 JUN 1980	3	0.169	13.67
4	DOUVALÍDIS Konstadínos	GRE	10 MAR 1987	5	0.164	13.74
5	JOHN Alexander	GER	3 MAY 1986	7	0.165	13.79
6	LAVANNE Cédric	FRA	13 NOV 1980	2	0.149	13.82

400m Hurdles Men

Combined result

19 JUN 2010 / 17:05

Rank	Name	Nat	Date of Birth	Lane	Result
1	GREENE David	GBR	11 APR 1986	5	49.53
2	IAKOVÁKIS Periklís	GRE	24 MAR 1979	2	50.13 SB
3	DEREVYAGIN Aleksandr	RUS	24 MAR 1979	7	50.20
4	MELNYKOV Stanislav	UKR	26 FEB 1987	6	50.48
5	MAILLARD Sébastien	FRA	2 MAY 1981	4	51.14
6	SCHIRRMEISTER Silvio	GER	7 DEC 1988	3	51.16
7	CARABELLI Gianni	ITA	30 MAY 1979	6	51.21
8	SERKOU Siarhei	BLR	26 MAY 1988	5	51.37
9	OMELKO Rafał	POL	16 JAN 1989	2	52.70
10	TOTSÁS Andreas	NOR	1 JUL 1981	3	52.96
	HEIKKILÄ Jussi	FIN	21 MAR 1983	4	DNS
	SARMIENTO Ignacio	ESP	28 DEC 1986	7	DNS

400m Hurdles Men

Final B

19 JUN 2010 / 17:05

Rank	Name	Nat	Date of Birth	Lane	Reaction time	Result
1	CARABELLI Gianni	ITA	30 MAY 1979	6	0.174	51.21
2	SERKOU Siarhei	BLR	26 MAY 1988	5	0.196	51.37
3	OMELKO Rafał	POL	16 JAN 1989	2	0.190	52.70
4	TOTSÁS Andreas	NOR	1 JUL 1981	3	0.174	52.96
	HEIKKILÄ Jussi	FIN	21 MAR 1983	4		DNS
	SARMIENTO Ignacio	ESP	28 DEC 1986	7		DNS

400m Hurdles Men

Final A

19 JUN 2010 / 17:12

Rank	Name	Nat	Date of Birth	Lane	Reaction time	Result
1	GREENE David	GBR	11 APR 1986	5	0.166	49.53
2	IAKOVÁKIS Periklís	GRE	24 MAR 1979	2	0.198	50.13 SB
3	DEREVYAGIN Aleksandr	RUS	24 MAR 1979	7	0.188	50.20
4	MELNYKOV Stanislav	UKR	26 FEB 1987	6	0.273	50.48
5	MAILLARD Sébastien	FRA	2 MAY 1981	4	0.260	51.14
6	SCHIRRMEISTER Silvio	GER	7 DEC 1988	3	0.232	51.16

Results

High Jump Men Final

19 JUN 2010 / 17:50

Rank	Name	Nat	Date of Birth	Order	Result								
1	SHUSTOV Aleksandr	RUS	13 AUG 1984	3					2.28				
2	PARSONS Tom	GBR	5 MAY 1984	10					2.25				
3	PROTSENKO Andriy	UKR	20 MAY 1988	6					2.22				
4	SAINT JEAN Fabrice	FRA	21 NOV 1980	8					2.22				
5	BANIÓTIS Konstadínos	GRE	6 NOV 1986	9					2.22				
5	CIOTTI Giulio	ITA	5 OCT 1976	2					2.22 SB				
7	BERMEJO Javier	ESP	23 DEC 1978	1					2.22				
8	BEDNAREK Sylwester	POL	28 APR 1989	7					2.18				
8	ZAITSAU Artsiom	BLR	7 DEC 1984	5					2.18				
10	SPANK Raul	GER	13 JUL 1988	4					2.18				
11	KYYHKYNNEN Niko	FIN	7 NOV 1988	11					2.18 SB				
12	ELLINGSEN Brede Raa	NOR	13 DEC 1988	12					2.14				
					2.10	2.14	2.18	2.22	2.25	2.28	2.30	2.32	2.34
1	SHUSTOV Aleksandr	-	o	o	o	o	o	xo	x	x-	x-	x	
2	PARSONS Tom	o	o	o	o	xxo		x-		x			
3	PROTSENKO Andriy	o	o	o	o	xxx							
4	SAINT JEAN Fabrice	o	o	o	xo	xxx							
5	BANIÓTIS K	o	o	xo	xo	xx							
5	CIOTTI Giulio	o	xo	o	xo	xx							
7	BERMEJO Javier	o	o	xo	xxo	x							
8	BEDNAREK Sylwester	o	o	o	xxx								
8	ZAITSAU Artsiom	o	o	o	xxx								
10	SPANK Raul	-	o	xo	xxx								
11	KYYHKYNNEN Niko	o	xxo	xo	x								
12	ELLINGSEN B	xo	xxo	x									

Pole Vault Men Final

20 JUN 2010 / 13:30

Rank	Name	Nat	Date of Birth	Order	Result									
1	LAVILLENIE Renaud	FRA	18 SEP 1986	9								5.70		
2	CZERWINSKI Przemyslaw	POL	28 JUL 1983	8								5.60		
3	GIBILISCO Giuseppe	ITA	5 JAN 1979	3								5.60		
4	FILIPPÍDIS Konstadínos	GRE	26 NOV 1986	10								5.50 =SB		
5	SCHERBARTH Tobias	GER	17 AUG 1985	5								5.50		
6	GRIPICH Aleksandr	RUS	21 SEP 1986	4								5.40		
7	BYCHKOV Igor	ESP	7 MAR 1987	2								5.40		
8	MAZURYK Maksym	UKR	2 APR 1983	7								5.25		
9	MONONEN Matti	FIN	25 NOV 1983	12								5.25		
10	ALEKSEEV Igor	BLR	7 APR 1982	6								5.05		
11	HOLTI Henning Dahl	NOR	15 NOV 1989	1								4.80		
	LEWIS Steven	GBR	20 MAY 1986	11								NM		
					4.50	4.80	5.05	5.25	5.40	5.50	5.60	5.65	5.70	5.80
1	LAVILLENIE Renaud	-	-	-	-	-	-	-	-	-	-	-	xxo	xxx
2	CZERWINSKI P	-	-	-	-	-	-	-	-	-	-	-	xxx	
3	GIBILISCO Giuseppe	-	-	-	-	-	-	-	-	xxo	-	-	xx	
4	FILIPPÍDIS K	-	-	o	o	x-	o	xxx						
5	SCHERBARTH Tobias	-	-	-	o	-	xo	xxx						
6	GRIPICH Aleksandr	-	-	o	o	o	xxx							
7	BYCHKOV Igor	-	-	xxo	o	xo	x							
8	MAZURYK Maksym	-	-	-	xo	x-	xx							
9	MONONEN Matti	-	-	-	xxo	x								
10	ALEKSEEV Igor	-	-	xo	xxx									
11	HOLTI Henning Dahl	o	o	xxx										
	LEWIS Steven	-	-	-	xxx									

INTERNET Service: www.european-athletics.org

Timing, Measurement & Data Service by  OMEGA

printed at SUN 20 JUN 2010 18:33

Page 7 of 28

Results

Long Jump Men Final

19 JUN 2010 / 18:30

Rank	Name	Nat	Date of Birth	Order	Result
1	SHALIN Pavel	RUS	15 APR 1987	5	8.26
2	GOMIS Kafétien	FRA	23 MAR 1980	10	8.09 CR
3	TOMLINSON Chris	GBR	15 SEP 1981	12	7.98
4	KIVINEN Mikko	FIN	16 JAN 1988	1	7.84
5	CÁCERES Eusebio	ESP	10 SEP 1991	3	7.81 SB
6	REIF Christian	GER	24 OCT 1984	6	7.80
7	MERTZANÍDIS-DESPOTÉRIS Mihail	GRE	21 AUG 1987	11	7.71
8	LEWANDOWSKI Krzysztof	POL	8 NOV 1986	9	7.53
9	FORMICHETTI Emanuele	ITA	28 MAY 1983	4	7.47
10	ONSTAD Vette Utsi	NOR	15 JUL 1987	2	7.33
11	MOSKALENKO Maksym	UKR	20 OCT 1987	8	7.18
12	ASTROUSKI Dzmitry	BLR	5 JUN 1989	7	7.08

	1	2	3	4
1	SHALIN Pavel 7.75 (+1.5)	7.68 (+1.5)	8.26 (+2.5)	7.37 (+1.4)
2	GOMIS Kafétien 7.88 (+1.6)	7.82 (+2.5)	x (+1.5)	8.09 (+1.4)
3	TOMLINSON Chris 7.98 (+3.1)	x (+2.9)	7.88 (+3.0)	7.15 (+0.1)
4	KIVINEN Mikko 7.84 (+2.5)	7.55 (+2.4)	7.80 (+2.6)	7.62 (+3.5)
5	CÁCERES Eusebio 7.81 (-0.1)	7.48 (+1.3)	7.58 (+0.2)	
6	REIF Christian x (+0.7)	7.54 (+2.0)	7.80 (+0.5)	
7	MERTZANÍDIS-DESPOT 7.35 (+1.2)	7.52 (+0.2)	7.71 (+2.9)	
8	LEWANDOWSKI K x (0.0)	7.53 (+2.1)	7.13 (+0.5)	
9	FORMICHETTI E 7.20 (+1.8)	7.38 (+1.8)	7.47 (+0.9)	
10	ONSTAD Vette Utsi 7.33 (+4.1)	7.28 (+2.8)	x (+1.6)	
11	MOSKALENKO Maksym x (+1.6)	7.18 (+2.5)	x (+3.2)	
12	ASTROUSKI Dzmitry x (+2.4)	7.08 (+1.2)	6.64 (+2.4)	

Triple Jump Men Final

20 JUN 2010 / 15:10

Rank	Name	Nat	Date of Birth	Order	Result
1	KUZNYETSOV Viktor	UKR	14 JUL 1986	9	17.26 PB
2	IDOWU Phillips	GBR	30 DEC 1978	1	17.12
3	TAMGHO Teddy	FRA	15 JUN 1989	11	17.10
4	DONATO Fabrizio	ITA	14 AUG 1976	5	16.81
5	FYODOROV Aleksey	RUS	25 MAY 1991	6	16.60
6	PLATNITSKI Dzmitry	BLR	26 AUG 1988	8	16.54
7	TSÍAMIS Dimítrios	GRE	12 JAN 1982	12	16.22
8	SWIDERSKI Adrian	POL	26 SEP 1986	10	16.12
9	CAPELLÁN Andrés	ESP	10 JUN 1985	4	16.07
10	POHLE Andreas	GER	6 APR 1981	7	15.96
11	TAMMENTIE Aleksí	FIN	6 AUG 1986	2	15.89 SB
12	ALMSENGEN Sindre	NOR	16 FEB 1985	3	15.34 SB

	1	2	3	4
1	KUZNYETSOV Viktor 17.26 (+0.9)	16.96 (-0.2)	16.72 (+0.7)	x (+1.3)
2	IDOWU Phillips 17.07 (+1.1)	16.32 (-0.3)	17.12 (+1.3)	x (+1.6)
3	TAMGHO Teddy x (+0.5)	17.10 (+1.1)	17.10 (-0.5)	16.96 (-1.0)
4	DONATO Fabrizio 16.33 (-0.3)	16.81 (0.0)	x (+0.6)	x (+0.6)
5	FYODOROV Aleksey 16.60 (+0.6)	16.37 (-0.1)	16.19 (-1.4)	
6	PLATNITSKI Dzmitry 16.44 (-0.3)	16.21 (-1.0)	16.54 (+1.1)	
7	TSÍAMIS Dimítrios 15.55 (+0.1)	16.22 (+1.9)	16.20 (+0.8)	
8	SWIDERSKI Adrian 15.33 (-0.3)	16.12 (+2.6)	15.92 (+1.8)	
9	CAPELLÁN Andrés 16.07 (+2.8)	15.71 (0.0)	15.87 (-0.2)	
10	POHLE Andreas 15.96 (-0.2)	x (+1.0)	15.90 (-0.9)	
11	TAMMENTIE Aleksí x (-0.3)	15.89 (+1.2)	15.80 (+0.5)	
12	ALMSENGEN Sindre 15.05 (-0.4)	15.34 (+1.4)	14.29 (-0.7)	

Results

**Shot Put Men
Final**

19 JUN 2010 / 18:05

Rank	Name	Nat	Date of Birth	Order	Result
1	MAJEWSKI Tomasz	POL	30 AUG 1981	3	20.63
2	BARTELS Ralf	GER	21 FEB 1978	12	20.61
3	NIARÉ Yves	FRA	20 JUL 1977	4	20.35 SB
4	LYZHYN Pavel	BLR	24 MAR 1981	1	19.97
5	MYERSCOUGH Carl	GBR	21 OCT 1979	6	19.91
6	SOFYIN Pavel	RUS	4 SEP 1981	11	19.55
7	SEMENOV Andriy	UKR	4 JUL 1984	2	19.38
8	VIVAS Borja	ESP	26 MAY 1984	9	19.21
9	STAMATÓYIANNIS Mihaíl	GRE	20 MAY 1982	5	18.83
10	DODONI Marco	ITA	5 SEP 1972	10	18.36 SB
11	HÄGGBLUM Robert	FIN	9 AUG 1982	7	18.20
12	ANDERSEN Stian	NOR	1 FEB 1988	8	16.91

	1	2	3	4	
1	MAJEWSKI Tomasz	x	19.90	20.63	x
2	BARTELS Ralf	x	20.08	20.23	20.61
3	NIARÉ Yves	19.65	20.35	x	x
4	LYZHYN Pavel	x	19.97	x	x
5	MYERSCOUGH Carl	x	19.91	19.29	
6	SOFYIN Pavel	19.55	19.42	x	
7	SEMENOV Andriy	19.38	x	19.29	
8	VIVAS Borja	19.21	18.85	19.02	
9	STAMATÓYIANNIS M	18.20	18.83	x	
10	DODONI Marco	17.70	18.00	18.36	
11	HÄGGBLUM Robert	x	18.20	x	
12	ANDERSEN Stian	16.91	x	16.58	

**Discus Men
Final**

20 JUN 2010 / 15:05

Rank	Name	Nat	Date of Birth	Order	Result
1	HARTING Robert	GER	18 OCT 1984	1	66.80 CR
2	MALACHOWSKI Piotr	POL	7 JUN 1983	4	65.55
3	PISHCHALNIKOV Bogdan	RUS	26 AUG 1982	12	63.72
4	CASAÑAS Frank	ESP	18 OCT 1978	10	62.62
5	SIVAKOU Dzmityr	BLR	15 FEB 1983	2	59.30
6	HRYSHYN Ivan	UKR	26 JUL 1988	3	58.94
7	KYYRÖ Mikko	FIN	12 JUL 1980	8	58.89
8	AUROKIOM Jean-François	FRA	14 APR 1981	5	58.56
9	ARABATZIS Spiridon	GRE	2 JUN 1978	6	56.21
10	ZITELLI Marco	ITA	5 FEB 1982	11	55.67
11	MORSE Brett	GBR	11 FEB 1989	7	55.09
	MYKLEBUST Gaute	NOR	29 APR 1979	9	NM

	1	2	3	4	
1	HARTING Robert	64.25	64.75	66.80	64.88
2	MALACHOWSKI Piotr	65.55	64.07	64.67	x
3	PISHCHALNIKOV B	60.55	62.05	x	63.72
4	CASAÑAS Frank	62.12	61.71	60.36	62.62
5	SIVAKOU Dzmityr	x	x	59.30	
6	HRYSHYN Ivan	58.94	x	x	
7	KYYRÖ Mikko	58.89	57.16	57.72	
8	AUROKIOM J	53.66	52.58	58.56	
9	ARABATZIS Spiridon	56.21	x	x	
10	ZITELLI Marco	55.67	54.42	x	
11	MORSE Brett	51.35	54.39	55.09	
	MYKLEBUST Gaute	x	x	x	

Results

**Hammer Men
Final**

19 JUN 2010 / 15:30

Rank	Name	Nat	Date of Birth	Order	Result
1	KRYVITSKI Pavel	BLR	17 APR 1984	3	77.79
2	VIZZONI Nicola	ITA	4 JAN 1973	12	77.54
3	ESSER Markus	GER	3 FEB 1980	2	75.79
4	FIGÈRE Nicolas	FRA	19 MAY 1979	6	74.76
5	KONDRATOWICZ Wojciech	POL	18 APR 1980	5	73.77
6	KARJALAINEN Olli-Pekka	FIN	7 MAR 1980	9	72.30
7	VINICHENKO Igor	RUS	11 APR 1984	1	71.85
8	HENRIKSEN Eivind	NOR	14 SEP 1990	10	71.11 PB
9	PAPADONÍOU Stamatios	GRE	3 MAR 1984	7	70.93
10	RUBANKO Artem	UKR	21 MAR 1974	4	68.72
11	SMITH Alex	GBR	6 MAR 1988	8	66.72
12	CIENFUEGOS Javier	ESP	15 JUL 1990	11	64.75

	1	2	3	4	
1	KRYVITSKI Pavel	x	71.01	77.79	x
2	VIZZONI Nicola	74.46	72.14	75.70	77.54
3	ESSER Markus	74.00	74.05	75.79	x
4	FIGÈRE Nicolas	70.04	74.76	x	72.41
5	KONDRATOWICZ W	x	73.77	x	
6	KARJALAINEN O	72.30	71.65	71.86	
7	VINICHENKO Igor	71.81	x	71.85	
8	HENRIKSEN Eivind	71.11	68.94	69.76	
9	PAPADONÍOU S	69.94	70.93	x	
10	RUBANKO Artem	68.72	x	67.51	
11	SMITH Alex	66.23	x	66.72	
12	CIENFUEGOS Javier	64.05	64.75	x	

**Javelin Men
Final**


20 JUN 2010 / 16:35

Rank	Name	Nat	Date of Birth	Order	Result
1	DE ZORDO Matthias	GER	21 FEB 1988	3	83.80 CR
2	THORKILDSEN Andreas	NOR	1 APR 1982	11	82.98
3	MANNIO Ari	FIN	23 JUL 1987	10	81.71
4	PYATNYTSYA Oleksandr	UKR	14 JUL 1985	5	78.75
5	KOROTKOV Ilya	RUS	6 DEC 1983	2	77.56
6	KAZLOU Uladzimir	BLR	20 APR 1985	4	77.15
7	JANIĆ Igor	POL	18 JAN 1983	6	76.47
8	LUCKWELL Mervyn	GBR	27 NOV 1984	9	71.80
9	LEBÉSIS Spiridon	GRE	30 MAY 1987	8	71.79
10	TAMBERI Gianluca	ITA	1 JUL 1990	1	71.29
11	BARAZA Rafael	ESP	29 AUG 1981	12	66.29
12	DEMÉRAL Berenguer	FRA	29 APR 1982	7	64.12

	1	2	3	4	
1	DE ZORDO Matthias	77.86	83.80	80.51	82.49
2	THORKILDSEN A	80.98	82.98	81.90	80.59
3	MANNIO Ari	79.44	81.71	x	79.91
4	PYATNYTSYA O	75.28	78.75	77.49	76.98
5	KOROTKOV Ilya	77.56	x	x	
6	KAZLOU Uladzimir	70.90	77.15	x	
7	JANIĆ Igor	72.35	76.47	76.08	
8	LUCKWELL Mervyn	64.25	68.86	71.80	
9	LEBÉSIS Spiridon	71.79	x	x	
10	TAMBERI Gianluca	71.29	65.73	66.68	
11	BARAZA Rafael	66.29	x	63.04	
12	DEMÉRAL Berenguer	x	62.71	64.12	

Results
4x100m Relay Men
Combined result
19 JUN 2010 / 19:51

Rank	Nat	Nation	Lane		Result
1	ITA	Italy	4		38.83
			1 - DONATI Roberto (15 MAR 1983)	2 - COLLIO Simone (27 DEC 1979)	
			3 - DI GREGORIO E (13 DEC 1980)	4 - CHECCUCCI Maurizio (26 FEB 1974)	
2	GBR	Great Britain & NI	5		39.00
			1 - LAWAL-BALOGUN J (2 JUL 1986)	2 - PICKERING Craig (16 OCT 1986)	
			3 - DEVONISH Marlon (1 JUN 1976)	4 - EDGAR Tyrone (29 MAR 1982)	
3	GER	Germany	6		39.07
			1 - BLUM Christian (10 MAR 1987)	2 - HELMKE Till (6 MAY 1984)	
			3 - KOSENKOW Alexander (14 MAR 1977)	4 - KELLER Martin (26 SEP 1986)	
4	POL	Poland	2		39.09
			1 - KUBACZYK Robert (4 AUG 1986)	2 - STEMPEL Pawel (6 AUG 1987)	
			3 - MASZTAK Kamil (16 JUL 1984)	4 - KRYNSKI Kamil (12 MAY 1987)	
5	RUS	Russia	6		39.32
			1 - BREDNEV Aleksandr (12 FEB 1988)	2 - TEPLYKH Ivan (8 FEB 1985)	
			3 - SMIRNOV Roman (2 SEP 1984)	4 - YEPISHIN Andrey (10 JUN 1981)	
6	UKR	Ukraine	7		39.52
			1 - BODROV Igor (9 JUL 1987)	2 - VASYUKOV K (10 JAN 1981)	
			3 - KORZH Vitaliy (5 OCT 1987)	4 - SAHUTKIN Serhiy (1 OCT 1983)	
7	ESP	Spain	7		40.04
			1 - MOCHOLÍ Iván (1 SEP 1983)	2 - RODRÍGUEZ Á (25 APR 1980)	
			3 - BEITIA Orkatz (18 APR 1979)	4 - MOLOWNY Daniel (19 JAN 1988)	
8	FIN	Finland	2		40.06
			1 - ALI-HUOKUNA Hannu (10 APR 1988)	2 - RAUTANEN Joni (15 AUG 1986)	
			3 - ÅSTRAND Jonathan (9 SEP 1985)	4 - HÄMÄLÄINEN Hannu (30 APR 1985)	
9	GRE	Greece	4		40.30
			1 - STERYIOÚLIS E (9 FEB 1985)	2 - TSÁKONAS L (8 MAR 1990)	
			3 - KOUTSOTHEODÓROU Y (27 MAR 1985)	4 - AGGELÁKIS Ággelos (23 MAR 1988)	
10	BLR	Belarus	5		40.71
			1 - MELNIKAU Yury (1990)	2 - LINNIK Aliaksandr (28 JAN 1991)	
			3 - BAH DANOVICH Yury (1985)	4 - DYMAR Ivan (7 JUL 1988)	
11	NOR	Norway	3		40.87
			1 - SANDVIK S (27 MAR 1991)	2 - KARLSSON Alexander (23 SEP 1988)	
			3 - LARSEN T (29 JUL 1986)	4 - MOGSTAD C (15 MAR 1985)	
	FRA	France	3		DNF
			1 - VICAUT Jimmy (27 FEB 1992)	2 - POGNON Ronald (16 NOV 1982)	
			3 - BIRON Emmanuel (29 JUL 1988)	4 - MBANDJOCK Martial (14 OCT 1985)	

INTERNET Service: www.european-athletics.org
Timing, Measurement & Data Service by  OMEGA

printed at SUN 20 JUN 2010 18:33

Page 11 of 28


Results
**4x100m Relay Men
Final B**
19 JUN 2010 / 19:51

Rank	Nat	Nation	Lane	Reaction time	Result
1	GER	Germany	6	0.166	39.07
1 - BLUM Christian (10 MAR 1987) 2 - HELMKE Till (6 MAY 1984) 3 - KOSENKOW Alexander (14 MAR 1977) 4 - KELLER Martin (26 SEP 1986)					
2	ESP	Spain	7	0.245	40.04
1 - MOCHOLÍ Iván (1 SEP 1983) 2 - RODRÍGUEZ Á (25 APR 1980) 3 - BEITIA Orkatz (18 APR 1979) 4 - MOLOWNY Daniel (19 JAN 1988)					
3	FIN	Finland	2	0.164	40.06
1 - ALI-HUOKUNA Hannu (10 APR 1988) 2 - RAUTANEN Joni (15 AUG 1986) 3 - ÅSTRAND Jonathan (9 SEP 1985) 4 - HÄMÄLÄINEN Hannu (30 APR 1985)					
4	GRE	Greece	4	0.246	40.30
1 - STERYIOÚLIS E (9 FEB 1985) 2 - TSÁKONAS L (8 MAR 1990) 3 - KOUTSOTHEODÓROU Y (27 MAR 1985) 4 - AGGELÁKIS Ággelos (23 MAR 1988)					
5	BLR	Belarus	5	0.290	40.71
1 - MELNIKAU Yury (1990) 2 - LINNIK Aliaksandr (28 JAN 1991) 3 - BAHDANOVICH Yury (1985) 4 - DYMAR Ivan (7 JUL 1988)					
6	NOR	Norway	3	0.287	40.87
1 - SANDVIK S (27 MAR 1991) 2 - KARLSSON Alexander (23 SEP 1988) 3 - LARSEN T (29 JUL 1986) 4 - MOGSTAD C (15 MAR 1985)					

**4x100m Relay Men
Final A**
19 JUN 2010 / 19:58

Rank	Nat	Nation	Lane	Reaction time	Result
1	ITA	Italy	4	0.219	38.83
1 - DONATI Roberto (15 MAR 1983) 2 - COLLIO Simone (27 DEC 1979) 3 - DI GREGORIO E (13 DEC 1980) 4 - CHECCUCCI Maurizio (26 FEB 1974)					
2	GBR	Great Britain & NI	5	0.180	39.00
1 - LAVAL-BALOGUN J (2 JUL 1986) 2 - PICKERING Craig (16 OCT 1986) 3 - DEVONISH Marlon (1 JUN 1976) 4 - EDGAR Tyrone (29 MAR 1982)					
3	POL	Poland	2	0.163	39.09
1 - KUBACZYK Robert (4 AUG 1986) 2 - STEMPEL Pawel (6 AUG 1987) 3 - MASZTAK Kamil (16 JUL 1984) 4 - KRYNSKI Kamil (12 MAY 1987)					
4	RUS	Russia	6	0.190	39.32
1 - BREDNEV Aleksandr (12 FEB 1988) 2 - TEPLYKH Ivan (8 FEB 1985) 3 - SMIRNOV Roman (2 SEP 1984) 4 - YEPISHIN Andrey (10 JUN 1981)					
5	UKR	Ukraine	7	0.187	39.52
1 - BODROV Igor (9 JUL 1987) 2 - VASYUKOV K (10 JAN 1981) 3 - KORZH Vitaliy (5 OCT 1987) 4 - SAHUTKIN Serhiy (1 OCT 1983)					
	FRA	France	3	0.259	DNF
1 - VICAUT Jimmy (27 FEB 1992) 2 - POGNON Ronald (16 NOV 1982) 3 - BIRON Emmanuel (29 JUL 1988) 4 - MBANDJOCK Martial (14 OCT 1985)					

 INTERNET Service: www.european-athletics.org

 Timing, Measurement & Data Service by 

printed at SUN 20 JUN 2010 18:33

Page 12 of 28

Results

4x400m Relay Men
Combined result

20 JUN 2010 / 17:45

Rank	Nat	Nation	Lane	Result
1	RUS	Russia	4	3:01.72 EL
			1 - DYLDIN Maksim (15 MAY 1987) 2 - KRUGLYAKOV V (22 AUG 1985) 3 - TRENKHIN Pavel (24 MAR 1986) 4 - KRASNOV Vladimir (19 AUG 1990)	
2	GBR	Great Britain & NI	5	3:03.50
			1 - WILLIAMS Conrad (20 MAR 1982) 2 - BUCK Richard (14 NOV 1986) 3 - CLARKE Chris (25 JAN 1990) 4 - BINGHAM Michael (13 APR 1986)	
3	UKR	Ukraine	7	3:04.21
			1 - OSTROVSKYY Dmytro (5 MAR 1987) 2 - MELNYKOV Stanislav (26 FEB 1987) 3 - KNYSH Myhaylo (22 NOV 1983) 4 - BURAKOV Volodymyr (6 MAY 1985)	
4	ITA	Italy	3	3:04.52
			1 - BARBERI Andrea (15 JAN 1979) 2 - GALLETTI Luca (1 SEP 1980) 3 - FONTANA Domenico (11 OCT 1989) 4 - LICCIARDELLO C (11 JAN 1986)	
5	POL	Poland	2	3:04.52
			1 - MARCINISZYN Marcin (7 SEP 1982) 2 - DABROWSKI Daniel (23 SEP 1983) 3 - KOZLOWSKI Kacper (7 DEC 1986) 4 - KLIMCZAK Piotr (18 JAN 1980)	
6	GER	Germany	6	3:04.90
			1 - KAISER Marco (21 JAN 1991) 2 - PLASS Jonas (1 AUG 1986) 3 - ZENDER Niklas (28 AUG 1990) 4 - SCHNEIDER Thomas (7 NOV 1988)	
7	FRA	France	6	3:04.96
			1 - LAHAYE Mathieu (25 DEC 1983) 2 - GURACHI Youness (25 MAR 1983) 3 - MAILLARD Sébastien (2 MAY 1981) 4 - VENEL Teddy (16 MAR 1985)	
8	GRE	Greece	2	3:06.38
			1 - GRAVALOS D () 2 - KYPIAKIDIS P () 3 - MELAHRINOÚDIS P (6 MAY 1985) 4 - IAKOVÁKIS Periklís (24 MAR 1979)	
9	ESP	Spain	5	3:09.37
			1 - OROZCO Marc (4 SEP 1989) 2 - UJAKPOR Mark (18 JAN 1987) 3 - GONZÁLEZ Adrián (26 FEB 1990) 4 - REINA A (13 JUN 1981)	
10	BLR	Belarus	4	3:11.24
			1 - PALUYAN Dzmitry (25 APR 1986) 2 - RATNIKAU Mikhail (18 MAR 1985) 3 - PATSYENKA A (8 FEB 1990) 4 - SIARKOU S ()	
11	NOR	Norway	7	3:12.71
			1 - RØINE Lars Jahr (25 OCT 1984) 2 - ROTH Thomas (11 FEB 1991) 3 - KÅSHAGEN Carl Emil (9 FEB 1991) 4 - KÅSHAGEN Mauritz (15 FEB 1989)	
12	FIN	Finland	3	3:12.74
			1 - TOIVONEN Antti (25 FEB 1985) 2 - KLINGSTEDT Gustav (8 DEC 1985) 3 - GRANLUND Tommy (21 APR 1983) 4 - VÄLIMÄKI Matti (6 FEB 1987)	

Results

**4x400m Relay Men
Final B**

20 JUN 2010 / 17:45

Rank	Nat	Nation	Lane	Reaction time	Result
1	GER	Germany	6	0.193	3:04.90 EL
1 - KAISER Marco (21 JAN 1991) 2 - PLASS Jonas (1 AUG 1986) 3 - ZENDER Niklas (28 AUG 1990) 4 - SCHNEIDER Thomas (7 NOV 1988)					
2	GRE	Greece	2	0.191	3:06.38
1 - GRAVALOS D () 2 - KYPIAKIDIS P () 3 - MELAHRINOÚDIS P (6 MAY 1985) 4 - IAKOVÁKIS Periklís (24 MAR 1979)					
3	ESP	Spain	5	0.218	3:09.37
1 - OROZCO Marc (4 SEP 1989) 2 - UJAKPOR Mark (18 JAN 1987) 3 - GONZÁLEZ Adrián (26 FEB 1990) 4 - REINA A (13 JUN 1981)					
4	BLR	Belarus	4	0.227	3:11.24
1 - PALUYAN Dzmitry (25 APR 1986) 2 - RATNIKAU Mikhail (18 MAR 1985) 3 - PATSYENKA A (8 FEB 1990) 4 - SIARKOU S ()					
5	NOR	Norway	7	0.209	3:12.71
1 - RØINE Lars Jahr (25 OCT 1984) 2 - ROTH Thomas (11 FEB 1991) 3 - KÅSHAGEN Carl Emil (9 FEB 1991) 4 - KÅSHAGEN Mauritz (15 FEB 1989)					
6	FIN	Finland	3	0.179	3:12.74
1 - TOIVONEN Antti (25 FEB 1985) 2 - KLINGSTEDT Gustav (8 DEC 1985) 3 - GRANLUND Tommy (21 APR 1983) 4 - VÄLIMÄKI Matti (6 FEB 1987)					

**4x400m Relay Men
Final A**

20 JUN 2010 / 17:55

Rank	Nat	Nation	Lane	Reaction time	Result
1	RUS	Russia	4	0.194	3:01.72 EL
1 - DYLDIN Maksim (15 MAY 1987) 2 - KRUGLYAKOV V (22 AUG 1985) 3 - TRENKHIN Pavel (24 MAR 1986) 4 - KRASNOV Vladimir (19 AUG 1990)					
2	GBR	Great Britain & NI	5	0.280	3:03.50
1 - WILLIAMS Conrad (20 MAR 1982) 2 - BUCK Richard (14 NOV 1986) 3 - CLARKE Chris (25 JAN 1990) 4 - BINGHAM Michael (13 APR 1986)					
3	UKR	Ukraine	7	0.192	3:04.21
1 - OSTROVSKYY Dmytro (5 MAR 1987) 2 - MELNYKOV Stanislav (26 FEB 1987) 3 - KNYSH Myhaylo (22 NOV 1983) 4 - BURAKOV Volodymyr (6 MAY 1985)					
4	ITA	Italy	3	0.200	3:04.52
1 - BARBERI Andrea (15 JAN 1979) 2 - GALLETTI Luca (1 SEP 1980) 3 - FONTANA Domenico (11 OCT 1989) 4 - LICCIARDELLO C (11 JAN 1986)					
5	POL	Poland	2	0.213	3:04.52
1 - MARCINISZYN Marcin (7 SEP 1982) 2 - DABROWSKI Daniel (23 SEP 1983) 3 - KOZLOWSKI Kacper (7 DEC 1986) 4 - KLIMCZAK Piotr (18 JAN 1980)					
6	FRA	France	6	0.246	3:04.96
1 - LAHAYE Mathieu (25 DEC 1983) 2 - GURACHI Youness (25 MAR 1983) 3 - MAILLARD Sébastien (2 MAY 1981) 4 - VENEL Teddy (16 MAR 1985)					

Results
**100m Women
Combined result**

19 JUN 2010 / 17:20

Rank	Name	Nat	Date of Birth	Lane	Result
1	MANG Véronique	FRA	15 DEC 1984	7	11.23
2	OKPARAEBO Ezinne	NOR	3 MAR 1988	4	11.30
3	KOKLÓNI Yeoryía	GRE	7 MAY 1981	6	11.31
3	TURNER Laura	GBR	12 AUG 1982	4	11.31 CR, SB
5	POLYAKOVA Yevgeniya	RUS	29 MAY 1983	5	11.36
6	POVH Olesya	UKR	18 OCT 1987	3	11.38
7	SAILER Verena	GER	16 OCT 1985	2	11.39
8	MURILLO Digna Luz	ESP	22 MAY 1981	5	11.45
9	KORCZYNSKA Daria	POL	30 JUL 1981	3	11.51 SB
10	BALYKINA Yuliya	BLR	12 APR 1984	6	11.53
11	LEVORATO Manuela	ITA	16 MAR 1977	7	11.67
12	KESKITALO Sari	FIN	6 APR 1985	2	11.93 SB

**100m Women
Final B**

19 JUN 2010 / 17:20

Wind: +1.3 m/s

Rank	Name	Nat	Date of Birth	Lane	Reaction time	Result
1	TURNER Laura	GBR	12 AUG 1982	4	0.172	11.31 CR, SB
2	MURILLO Digna Luz	ESP	22 MAY 1981	5	0.192	11.45
3	KORCZYNSKA Daria	POL	30 JUL 1981	3	0.182	11.51 SB
4	BALYKINA Yuliya	BLR	12 APR 1984	6	0.193	11.53
5	LEVORATO Manuela	ITA	16 MAR 1977	7	0.188	11.67
6	KESKITALO Sari	FIN	6 APR 1985	2	0.158	11.93 SB

**100m Women
Final A**

19 JUN 2010 / 17:27

Wind: +2.4 m/s


Rank	Name	Nat	Date of Birth	Lane	Reaction time	Result
1	MANG Véronique	FRA	15 DEC 1984	7	0.194	11.23
2	OKPARAEBO Ezinne	NOR	3 MAR 1988	4	0.150	11.30
3	KOKLÓNI Yeoryía	GRE	7 MAY 1981	6	0.167	11.31
4	POLYAKOVA Yevgeniya	RUS	29 MAY 1983	5	0.163	11.36
5	POVH Olesya	UKR	18 OCT 1987	3	0.147	11.38
6	SAILER Verena	GER	16 OCT 1985	2	0.196	11.39

**200m Women
Combined result**

20 JUN 2010 / 15:26

Rank	Name	Nat	Date of Birth	Lane	Result
1	BRYZHINA Yelizaveta	UKR	28 NOV 1989	4	22.71 CR,EL
2	CHERMOSHANSKAYA Yuliya	RUS	6 JAN 1986	6	22.86 SB
3	JACQUES-SÉBASTIEN Lina	FRA	10 APR 1985	5	23.06 PB
4	NEUMIARZHITSKAYA Alena	BLR	27 JUL 1980	7	23.32 SB
5	FREEMAN Emily	GBR	24 NOV 1980	2	23.34 SB
6	WEDLER Weronika	POL	17 JUL 1989	3	23.47
7	MÖLLINGER Anne	GER	27 SEP 1985	5	23.79
8	FÉRRÁ Andriána	GRE	11 FEB 1988	6	23.88
9	ARCIONI Giulia	ITA	21 MAR 1986	4	23.91
10	MURILLO Digna Luz	ESP	22 MAY 1981	7	23.96
11	OKPARAEBO Ezinne	NOR	3 MAR 1988	3	24.01
12	RÄSÄNEN Eilla	FIN	27 JAN 1994	2	24.35

 INTERNET Service: www.european-athletics.org

 Timing, Measurement & Data Service by  OMEGA

printed at SUN 20 JUN 2010 18:33

Page 15 of 28

Results

**200m Women
Final B**

20 JUN 2010 / 15:26

Wind: +0.7 m/s

Rank	Name	Nat	Date of Birth	Lane	Reaction time	Result
1	MÖLLINGER Anne	GER	27 SEP 1985	5	0.197	23.79
2	FÉRRRA Adriána	GRE	11 FEB 1988	6	0.229	23.88
3	ARCIONI Giulia	ITA	21 MAR 1986	4	0.167	23.91
4	MURILLO Digna Luz	ESP	22 MAY 1981	7	0.178	23.96
5	OKPARAEBO Ezinne	NOR	3 MAR 1988	3	0.183	24.01
6	RÄSÄNEN Ella	FIN	27 JAN 1994	2	0.173	24.35

**200m Women
Final A**

20 JUN 2010 / 15:33

Wind: +1.8 m/s

Rank	Name	Nat	Date of Birth	Lane	Reaction time	Result
1	BRYZHINA Yelizaveta	UKR	28 NOV 1989	4	0.223	22.71 CR,EL
2	CHERMOSHANSKAYA Yuliya	RUS	6 JAN 1986	6	0.203	22.86 SB
3	JACQUES-SÉBASTIEN Lina	FRA	10 APR 1985	5	0.200	23.06 PB
4	NEUMIARZHITSKAYA Alena	BLR	27 JUL 1980	7	0.233	23.32 SB
5	FREEMAN Emily	GBR	24 NOV 1980	2	0.208	23.34 SB
6	WEDLER Weronika	POL	17 JUL 1989	3	0.206	23.47

**400m Women
Combined result**

19 JUN 2010 / 19:05

Rank	Name	Nat	Date of Birth	Lane	Result
1	USTALOVA Kseniya	RUS	14 JAN 1988	6	51.79
2	YEFREMOVA Antonina	UKR	19 JUL 1981	5	52.47
3	USOVICH Sviatlana	BLR	14 OCT 1980	4	52.91
4	GRENOT Libania	ITA	12 JUL 1983	2	52.97
5	MICHANOL Virginie	FRA	18 JUN 1985	3	53.33
6	WALL Kim	GBR	21 APR 1983	5	53.48
7	BEDNAREK Agata	POL	28 JUN 1988	6	54.59
7	CREMER Esther	GER	29 MAR 1988	7	54.59
9	DERVÉNI Agn�	GRE	7 NOV 1987	4	54.71
10	HAUGE Benedicte	NOR	19 JAN 1989	2	55.29
11	GARRIDO Bego�a	ESP	3 MAR 1985	3	55.51
12	MILLARD Emma	FIN	10 AUG 1990	7	55.87

**400m Women
Final B**

19 JUN 2010 / 19:05

Rank	Name	Nat	Date of Birth	Lane	Reaction time	Result
1	WALL Kim	GBR	21 APR 1983	5	0.186	53.48
2	BEDNAREK Agata	POL	28 JUN 1988	6	0.209	54.59
3	DERVÉNI Agn�	GRE	7 NOV 1987	4	0.242	54.71
4	HAUGE Benedicte	NOR	19 JAN 1989	2	0.183	55.29
5	GARRIDO Bego�a	ESP	3 MAR 1985	3	0.246	55.51
6	MILLARD Emma	FIN	10 AUG 1990	7	0.389	55.87

Results
400m Women
Final A

19 JUN 2010 / 19:12

Rank	Name	Nat	Date of Birth	Lane	Reaction time	Result
1	USTALOVA Kseniya	RUS	14 JAN 1988	6	0.214	51.79
2	YEFREMOVA Antonina	UKR	19 JUL 1981	5	0.203	52.47
3	USOVICH Sviatlana	BLR	14 OCT 1980	4	0.261	52.91
4	GRENOT Libania	ITA	12 JUL 1983	2	0.236	52.97
5	MICHANOL Virginie	FRA	18 JUN 1985	3	0.243	53.33
6	CREMER Esther	GER	29 MAR 1988	7	0.195	54.59

800m Women
Final

19 JUN 2010 / 17:47

Rank	Name	Nat	Date of Birth	Lane	Result
1	LUPU Nataliya	UKR	4 NOV 1987	6	2:02.74
2	KLYUKA Svetlana	RUS	27 DEC 1978	4	2:03.49
3	CUSMA PICCIONE Elisa	ITA	24 JUL 1981	4	2:03.91
4	JACKSON Emma	GBR	7 JUN 1988	1	2:04.53
5	FÉLIX Fanjanteino	FRA	26 JAN 1980	8	2:04.55
6	FILÁNDRA Eléni	GRE	12 JAN 1984	8	2:04.69
7	MÁKESTAD BOVIM Ingvill	NOR	7 AUG 1981	2	2:04.81
8	KAREIVA Natallia	BLR	14 NOV 1985	6	2:04.94
9	FERNÁNDEZ Nuria	ESP	16 AUG 1976	3	2:05.08
10	HOFFMANN Claudia	GER	10 DEC 1982	5	2:05.22
11	LESZCZYNSKA Agnieszka	POL	25 OCT 1987	7	2:05.64
12	SELVENIUS Sivi	FIN	7 JUN 1980	2	2:10.81

Intermediate times: 400m 1:01.43 KLYUKA Svetlana (RUS)
 600m 1:32.34 KLYUKA Svetlana (RUS)

1500m Women
Final

20 JUN 2010 / 16:26

Rank	Name	Nat	Date of Birth	Order	Result
1	MISHCHENKO Anna	UKR	25 AUG 1983	10	4:05.32 CR
2	ENGLAND Hannah	GBR	6 MAR 1987	2	4:05.70
3	KAREIVA Natallia	BLR	14 NOV 1985	9	4:07.98 PB
4	FÉLIX Fanjanteino	FRA	26 JAN 1980	12	4:08.34
5	CUSMA PICCIONE Elisa	ITA	24 JUL 1981	6	4:08.53 SB
6	MÁKESTAD BOVIM Ingvill	NOR	7 AUG 1981	4	4:08.75
7	EJDYS Sylwia	POL	15 JUL 1984	11	4:14.45
8	PÁNOU María	GRE	9 JUN 1988	1	4:16.85
9	MARACHEVA Irina	RUS	29 SEP 1984	7	4:17.28
10	JÄRVENPÄÄ Mari	FIN	29 NOV 1981	3	4:21.95 SB
11	FUENTES-PILA Iris María	ESP	10 AUG 1980	5	4:24.15
12	KREBS Denise	GER	27 JUN 1987	8	4:28.54

Intermediate times: 400m 1:06.44 KAREIVA Natallia (BLR)
 800m 2:13.94 KAREIVA Natallia (BLR)
 1200m 3:20.24 KAREIVA Natallia (BLR)

 INTERNET Service: www.european-athletics.org

 Timing, Measurement & Data Service by 

printed at SUN 20 JUN 2010 18:33

Page 17 of 28

Results
3000m Women
Final
19 JUN 2010 / 18:06

Rank	Name	Nat	Date of Birth	Order	Result
1	ZADOROZHNAJA Yelena	RUS	3 DEC 1977	9	9:08.42
2	PLIS Renata	POL	5 FEB 1985	1	9:08.94 PB
3	KVARBERG Ragnhild	NOR	23 MAR 1981	6	9:09.59 PB
4	RODRÍGUEZ Natalia	ESP	2 JUN 1979	7	9:09.92
5	KUDZELICH Sviatlana	BLR	7 MAY 1987	11	9:16.06 PB
6	COSTANZA Valentina	ITA	27 FEB 1987	8	9:16.59
7	PALLANT Emma	GBR	4 JUN 1989	4	9:17.47
8	IEKIMENKO Olga	UKR	4 SEP 1987	12	9:17.86
9	KEFÁLA Konstadína	GRE	9 AUG 1977	3	9:21.74 PB
10	RESTLE Simret	GER	4 MAY 1984	10	9:21.82
11	PEKKARINEN Saara	FIN	5 FEB 1986	5	9:34.81 SB
12	PRUVOST Fanny	FRA	21 MAY 1979	2	9:35.71

Intermediate times: 1000m 3:13.27 ZADOROZHNAJA Yelena (RUS)
 2000m 6:18.52 ZADOROZHNAJA Yelena (RUS)


5000m Women
Final
20 JUN 2010 / 16:50

Rank	Name	Nat	Date of Birth	Order	Result
1	MOCKENHAUPT Sabrina	GER	6 DEC 1980	9	15:17.38 CR
2	PAVEY Jo	GBR	20 SEP 1973	3	15:17.87
3	GRØVDAL Karoline Bjerkeli	NOR	14 JUN 1990	5	15:25.40 PB
4	PLÁ Judith	ESP	2 MAY 1978	6	15:29.14 SB
5	POPKOVA Natalya	RUS	21 SEP 1988	8	15:31.01
6	FRANKIEWICZ Wioletta	POL	9 JUN 1977	12	15:37.83
7	DAL Ri Federica	ITA	25 SEP 1980	7	15:39.21 PB
8	HOLOVCHENKO Tetyana	UKR	13 FEB 1980	11	15:48.06
9	KEFÁLA Konstadína	GRE	9 AUG 1977	2	15:55.23 PB
10	DAUNAY Christelle	FRA	5 DEC 1974	1	15:55.52
11	STARAVOITAVA Nastassia	BLR	4 NOV 1982	10	15:55.75 SB
12	KLEMELÄ Sanni	FIN	7 MAR 1990	4	17:05.51

Intermediate times: 1000m 3:05.19 PAVEY Jo (GBR)
 2000m 6:06.50 PAVEY Jo (GBR)
 3000m 9:12.82 PAVEY Jo (GBR)
 4000m 12:21.00 PAVEY Jo (GBR)

3000m Steeplechase Women
Final
19 JUN 2010 / 18:50

Rank	Name	Nat	Date of Birth	Order	Result
1	ZARUDNEVA Yuliya	RUS	26 APR 1986	10	9:23.00 CR
2	MORATÓ Rosa María	ESP	19 JUN 1979	8	9:42.10
3	KOWALSKA Katarzyna	POL	7 APR 1985	2	9:43.40
4	PARKER Barbara	GBR	8 NOV 1982	5	9:44.81
5	DUARTE Sophie	FRA	31 JUL 1981	3	9:44.85
6	ROMAGNOLO Elena	ITA	5 OCT 1982	9	9:45.19
7	GRØVDAL Karoline Bjerkeli	NOR	14 JUN 1990	7	9:47.92
8	PADABED Iryna	BLR	9 JAN 1986	12	10:03.57 PB
9	ERIKSSON Sandra	FIN	4 JUN 1989	6	10:05.50
10	DREIER Verena	GER	15 JAN 1985	11	10:06.41
11	SHATALOVA Mariya	UKR	3 MAR 1989	1	10:08.13
12	KOINI Athina	GRE	1992	4	11:11.24

INTERNET Service: www.european-athletics.org
Timing, Measurement & Data Service by  OMEGA

printed at SUN 20 JUN 2010 18:33

Page 18 of 28

Results

Final (cont.)

Intermediate times:	1000m	3:05.21	ZARUDNEVA Yuliya (RUS)
	2000m	6:13.87	ZARUDNEVA Yuliya (RUS)

100m Hurdles Women

Combined result

20 JUN 2010 / 15:57

Rank	Name	Nat	Date of Birth	Lane	Result
1	DEKTYAREVA Tatyana	RUS	4 JUN 1984	6	12.68 CR,EL
2	NYTRA Carolin	GER	26 FEB 1985	5	12.81
3	VUKICEVIC Christina	NOR	18 JUN 1987	2	12.87 SB
4	TALAI Alina	BLR	14 MAY 1989	4	13.02 PB
5	KOCIELNIK Joanna	POL	11 MAR 1983	7	13.04 PB
6	CARAVELLI Marzia	ITA	23 OCT 1981	5	13.10 PB
7	BILLAUD Cindy	FRA	11 MAR 1986	3	13.14
8	BROADBELT-BLAKE Angie	GBR	12 SEP 1985	6	13.33
9	TORRIJOS Ana	ESP	3 JAN 1987	7	13.38 PB
10	REDOÚMI Flóra	GRE	11 SEP 1976	3	13.50 SB
11	NEZIRI Nooralotta	FIN	9 NOV 1992	2	13.57 SB
	SNIHUR Yevheniya	UKR	7 MAR 1984	4	DQ R 162.7

100m Hurdles Women

Final B

20 JUN 2010 / 15:57

Wind: +0.9 m/s

Rank	Name	Nat	Date of Birth	Lane	Reaction time	Result
1	TALAI Alina	BLR	14 MAY 1989	4	0.200	13.02 PB
2	CARAVELLI Marzia	ITA	23 OCT 1981	5	0.171	13.10 PB
3	BROADBELT-BLAKE Angie	GBR	12 SEP 1985	6	0.150	13.33
4	TORRIJOS Ana	ESP	3 JAN 1987	7	0.197	13.38 PB
5	REDOÚMI Flóra	GRE	11 SEP 1976	3	0.158	13.50 SB
6	NEZIRI Nooralotta	FIN	9 NOV 1992	2	0.148	13.57 SB

100m Hurdles Women

Final A

20 JUN 2010 / 16:04

Wind: -0.3 m/s

Rank	Name	Nat	Date of Birth	Lane	Reaction time	Fn	Result
1	DEKTYAREVA Tatyana	RUS	4 JUN 1984	6	0.184		12.68 CR,EL
2	NYTRA Carolin	GER	26 FEB 1985	5	0.189		12.81
3	VUKICEVIC Christina	NOR	18 JUN 1987	2	0.162		12.87 SB
4	KOCIELNIK Joanna	POL	11 MAR 1983	7	0.199		13.04 PB
5	BILLAUD Cindy	FRA	11 MAR 1986	3	0.173		13.14
	SNIHUR Yevheniya	UKR	7 MAR 1984	4		F1	DQ R 162.7

Results

400m Hurdles Women
Combined result

19 JUN 2010 / 18:23

Rank	Name	Nat	Date of Birth	Lane	Result
1	ANTYUKH Natalya	RUS	26 JUN 1981	6	55.27
2	CHILD Eilidh	GBR	20 FEB 1987	4	56.48
3	RABCHENYUK Anastasiya	UKR	14 SEP 1983	2	56.79
4	JESIEN Anna	POL	10 DEC 1978	5	57.05
5	GENTILI Manuela	ITA	7 FEB 1978	7	57.86
6	TOMB Stine	NOR	27 AUG 1986	3	58.01
7	BULDAKOVA Nastassia	BLR	29 APR 1988	4	58.02
8	KOHLMANN Fabienne	GER	6 NOV 1989	3	58.06
9	ANACHARSIS Phara	FRA	17 DEC 1983	5	58.96
10	RANTA Iлона	FIN	28 OCT 1982	7	59.25
11	FORCADELL Laia	ESP	6 JUN 1982	6	59.61
12	HANTZÍ-NEAG Hristina	GRE	26 DEC 1976	2	1:00.29

400m Hurdles Women
Final B

19 JUN 2010 / 18:23

Rank	Name	Nat	Date of Birth	Lane	Reaction time	Result
1	TOMB Stine	NOR	27 AUG 1986	3	0.220	58.01
2	BULDAKOVA Nastassia	BLR	29 APR 1988	4	0.274	58.02
3	ANACHARSIS Phara	FRA	17 DEC 1983	5	0.237	58.96
4	RANTA Iлона	FIN	28 OCT 1982	7	0.220	59.25
5	FORCADELL Laia	ESP	6 JUN 1982	6	0.337	59.61
6	HANTZÍ-NEAG Hristina	GRE	26 DEC 1976	2	0.241	1:00.29

400m Hurdles Women
Final A

19 JUN 2010 / 18:30


Rank	Name	Nat	Date of Birth	Lane	Reaction time	Result
1	ANTYUKH Natalya	RUS	26 JUN 1981	6	0.234	55.27
2	CHILD Eilidh	GBR	20 FEB 1987	4	0.189	56.48
3	RABCHENYUK Anastasiya	UKR	14 SEP 1983	2	0.214	56.79
4	JESIEN Anna	POL	10 DEC 1978	5	0.312	57.05
5	GENTILI Manuela	ITA	7 FEB 1978	7	0.254	57.86
6	KOHLMANN Fabienne	GER	6 NOV 1989	3	0.193	58.06

High Jump Women
Final

20 JUN 2010 / 15:45

Rank	Name	Nat	Date of Birth	Order	Result
1	DI MARTINO Antonietta	ITA	1 JUN 1978	2	2.00 SB
2	SHKOLINA Svetlana	RUS	9 MAR 1986	3	1.98 =PB
3	FRIEDRICH Ariane	GER	10 JAN 1984	4	1.98 SB
4	BEITIA Ruth	ESP	1 APR 1979	1	1.95
5	STYOPINA Viktoriya	UKR	21 FEB 1976	6	1.89
6	ANGELSEN Tonje	NOR	17 JAN 1990	12	1.85
7	NESTSIARCHUK Maryia	BLR	14 AUG 1989	5	1.80
7	STERYÍOU Adonía	GRE	7 JUL 1985	9	1.80
9	PYWELL Stephanie	GBR	12 JUN 1987	10	1.80
10	MANGA Nina	FRA	19 OCT 1986	8	1.75
11	SEPÄNMAA Mari	FIN	17 SEP 1985	11	1.75
12	KASPRZYCKA Justyna	POL	20 AUG 1987	7	1.75

INTERNET Service: www.european-athletics.org

Timing, Measurement & Data Service by  OMEGA

printed at SUN 20 JUN 2010 18:33

Page 20 of 28

Results
Final (cont.)

Final		1.70	1.75	1.80	1.85	1.89	1.92	1.95	1.98	2.00	2.02
1	DI MARTINO A	-	-	o	o	o	o	o	o	xo	xxx
2	SHKOLINA Svetlana	-	-	o	o	o	o	xo	o	xxx	
3	FRIEDRICH Ariane	-	-	-	o	o	o	o	xxo	xx	
4	BEITIA Ruth	-	-	o	o	o	o	o	xx-	x	
5	STYOPINA Viktoriya	-	o	o	o	xo	xxx				
6	ANGELSEN Tonje	o	xo	o	o	xxx					
7	NESTSIARCHUK M	o	o	o	xxx						
7	STERYIOU Adonia	o	o	o	xxx						
9	PYWELL Stephanie	-	xo	o	xxx						
10	MANGA Nina	o	o	xxx							
11	SEPÄNMAA Mari	o	xo	xxx							
12	KASPRZYCKA Justyna	o	xxo	xx							

Pole Vault Women
Final

19 JUN 2010 / 15:30

Rank	Name	Nat	Date of Birth	Order	Result
1	FEOFANOVA Svetlana	RUS	16 JUL 1980	4	4.65
2	SPIEGELBURG Silke	GER	17 MAR 1986	5	4.65
3	ROGOWSKA Anna	POL	21 MAY 1981	8	4.40
4	SCARPELLINI Elena	ITA	14 JAN 1987	3	4.30 SB
5	NIKKANEN Minna	FIN	9 APR 1988	12	4.30
6	LARSÅSEN Cathrine	NOR	5 DEC 1986	1	4.30 =NR
7	DENNISON Kate	GBR	7 MAY 1984	11	4.20
7	MATHIOT Telie	FRA	25 MAY 1987	9	4.20
9	PINERO Anna María	ESP	15 JAN 1986	2	4.20
10	SKAFÍDA Afrodítí	GRE	20 MAR 1982	10	3.85
11	BAYANDZINA Zhanna	BLR	29 FEB 1988	6	3.45
12	KOZLOVA Kateryna	UKR	14 SEP 1989	7	3.45


		3.45	3.85	4.05	4.20	4.30	4.40	4.50	4.55	4.60	4.65	4.70
1	FEOFANOVA Svetlana	-	-	-	-	o	o	-	o	-	o	-
2	SPIEGELBURG Silke	-	-	-	-	o	-	o	-	xx-	o	xx
3	ROGOWSKA Anna	-	-	-	-	-	xo	-	x-	xx		
4	SCARPELLINI Elena	-	o	o	o	o	xxx					
5	NIKKANEN Minna	-	o	xo	xx-	o	x					
6	LARSÅSEN Cathrine	-	o	o	o	xxo	xx					
7	DENNISON Kate	-	-	-	o	-	xxx					
7	MATHIOT Telie	-	o	o	o	xxx						
9	PINERO Anna María	-	o	xxo	xo	x						
10	SKAFÍDA Afrodítí	-	xxo	xx								
11	BAYANDZINA Zhanna	o	xxx									
12	KOZLOVA Kateryna	xo	xxx									

Long Jump Women
Final

20 JUN 2010 / 16:25

Rank	Name	Nat	Date of Birth	Order	Result
1	LESUEUR Éloyse	FRA	15 JUL 1988	10	6.78 PB
2	KUCHERENKO Olga	RUS	5 NOV 1985	5	6.67
3	RENSTRØM Margrethe	NOR	21 MAR 1985	2	6.49 SB
4	MIRONCHYK Nastassia	BLR	13 APR 1989	7	6.48
5	TRYBANSKA Malgorzata	POL	21 JUN 1981	9	6.47
6	RYBALKO Viktoriya	UKR	26 OCT 1982	8	6.42
7	JOHNSON Jade	GBR	7 JUN 1980	12	6.26
8	KAPPLER Bianca	GER	8 AUG 1977	6	6.22
9	PESOLA Noora	FIN	8 MAR 1987	1	5.92
10	NDOUMBE Ruth	ESP	1 JAN 1987	3	5.91
11	CIPOLLONI Enrica	ITA	19 OCT 1990	4	5.76 PB
12	PÉRRA Athanasía	GRE	2 FEB 1983	11	5.75

 INTERNET Service: www.european-athletics.org

 Timing, Measurement & Data Service by 

printed at SUN 20 JUN 2010 18:33

Page 21 of 28

Results

Final (cont.)

Final		1	2	3	4
1	LESUEUR Éloyse	6.78 (+1.3)	6.65 (+0.6)	6.44 (-0.5)	6.34 (+1.0)
2	KUCHERENKO Olga	6.64 (+1.2)	6.44 (+0.9)	6.67 (+1.4)	x (+1.4)
3	RENSTRØM Margrethe	x (+0.7)	6.49 (+0.9)	x (+0.7)	x (-0.5)
4	MIRONCHYK N	6.48 (+1.3)	6.33 (-0.8)	6.37 (+2.1)	6.40 (+0.4)
5	TRYBANSKA M	6.41 (+0.4)	6.47 (+0.5)	6.35 (-0.8)	
6	RYBALKO Viktoriya	x (-0.6)	6.42 (+1.0)	6.32 (+1.3)	
7	JOHNSON Jade	6.26 (+1.0)	6.05 (+0.7)	6.18 (+0.1)	
8	KAPPLER Bianca	x (+0.6)	6.19 (-0.5)	6.22 (+0.9)	
9	PESOLA Noora	x (+0.6)	5.88 (+2.1)	5.92 (-0.4)	
10	NDOUMBE Ruth	5.91 (+0.7)	5.81 (0.0)	x (+0.8)	
11	CIPOLLONI Enrica	4.43 (+1.3)	5.76 (+1.6)	x (-0.2)	
12	PÉRRA Athanasía	5.75 (+2.0)	5.69 (+1.1)	5.29 (-0.2)	

Triple Jump Women

Final 19 JUN 2010 / 17:10

Rank	Name	Nat	Date of Birth	Order	Result	
1	SALADUHA Olha	UKR	4 JUN 1983	9	14.39	
2	PÉRRA Athanasía	GRE	2 FEB 1983	12	14.37	
3	KAYUKOVA Yekaterina	RUS	9 OCT 1986	6	14.26	
4	DZETSUK Kseniya	BLR	23 APR 1986	8	14.15	
5	LA MANTIA Simona	ITA	14 APR 1983	5	14.04	
6	NZOLA MESO BA Teresa	FRA	30 NOV 1983	11	14.00	
7	SKIBINSKA Joanna	POL	21 FEB 1985	10	13.89	
8	DEMUT Katja	GER	21 DEC 1983	7	13.78	
9	FRØYSEDAL Inger Anne	NOR	25 APR 1989	3	13.63	PB
10	WILLIAMS Nadia	GBR	17 NOV 1981	1	13.38	
11	SARRAPIO Patricia	ESP	16 NOV 1982	4	13.37	
12	MÄKELÄ Kristiina	FIN	20 NOV 1992	2	12.76	

	1	2	3	4	
1	SALADUHA Olha	14.39 (+0.1)	14.20 (+2.4)	13.99 (-0.2)	14.02 (-0.6)
2	PÉRRA Athanasía	14.07 (+2.6)	14.34 (+2.3)	14.15 (+2.1)	14.37 (+1.3)
3	KAYUKOVA Y	x (+1.0)	14.15 (-0.2)	14.01 (+3.0)	14.26 (+3.5)
4	DZETSUK Kseniya	x (0.0)	14.15 (+1.7)	14.01 (-0.8)	13.89 (0.0)
5	LA MANTIA Simona	14.04 (+0.8)	13.65 (+1.2)	13.79 (+1.7)	
6	NZOLA MESO BA T	x (+0.1)	13.83 (+0.8)	14.00 (+1.1)	
7	SKIBINSKA Joanna	13.89 (+0.8)	x (+0.8)	x (+2.7)	
8	DEMUT Katja	13.52 (+1.1)	13.43 (+1.6)	13.78 (+2.0)	
9	FRØYSEDAL I	13.43 (-0.3)	13.63 (+0.3)	x (-0.2)	
10	WILLIAMS Nadia	13.29 (+2.0)	13.38 (+1.8)	12.99 (+1.1)	
11	SARRAPIO Patricia	13.37 (0.0)	x (+2.6)	11.76 (+1.0)	
12	MÄKELÄ Kristiina	12.61 (+1.5)	12.76 (+1.9)	12.51 (+0.3)	

Shot Put Women

Final 20 JUN 2010 / 15:55

Rank	Name	Nat	Date of Birth	Order	Result	
1	AVDEYEVA Anna	RUS	6 APR 1985	11	19.14	SB
2	LAMMERT Petra	GER	3 MAR 1984	12	18.31	
3	ROSA Chiara	ITA	28 JAN 1983	10	17.77	
4	YEPIMASHKA Vera	BLR	10 JUL 1976	1	17.77	
5	BRONISZ Agnieszka	POL	16 MAR 1986	3	17.00	SB
6	CÉRIVAL Jessica	FRA	20 JAN 1982	4	16.96	
7	RUIZ Úrsula	ESP	11 AUG 1983	9	16.47	
8	TERZÓGLOU Iríni	GRE	2 FEB 1979	5	16.17	SB
9	PEAKE Rebecca	GBR	22 JUN 1983	6	15.67	
10	SAMOLYUK Hanna	UKR	13 JAN 1988	2	15.49	
11	SUNDSTEIGEN Kristin	NOR	20 SEP 1988	8	14.83	PB
12	JÄRVINEN Hennariikka	FIN	2 JUL 1984	7	14.28	

Results

Final (cont.)

Final		1	2	3	4
1	AVDEYEVA Anna	19.14	19.00	18.58	19.12
2	LAMMERT Petra	18.07	x	x	18.31
3	ROSA Chiara	17.63	x	x	17.77
4	YEPIMASHKA Vera	13.93	17.77	x	16.52
5	BRONISZ Agnieszka	16.77	16.29	17.00	
6	CÉRIVAL Jessica	16.86	16.41	16.96	
7	RUIZ Úrsula	16.02	15.87	16.47	
8	TERZÓGLOU Iríni	15.79	16.17	15.56	
9	PEAKE Rebecca	15.48	15.67	15.27	
10	SAMOLYUK Hanna	15.14	x	15.49	
11	SUNDSTEIGEN K	x	14.83	14.26	
12	JÄRVINEN H	13.73	14.28	13.84	

Discus Women

Final

19 JUN 2010 / 17:05

Rank	Name	Nat	Date of Birth	Order	Result
1	MÜLLER Nadine	GER	21 NOV 1985	1	63.53 CR
2	SADOVA Natalya	RUS	15 JUN 1972	12	59.59
3	KARSAK Kateryna	UKR	26 DEC 1985	3	57.20
4	BORDIGNON Laura	ITA	26 MAR 1981	11	54.53
5	WISNIEWSKA Joanna	POL	24 MAY 1972	4	54.25
6	PINGEON Melanie	FRA	4 NOV 1986	5	53.59 PB
7	ROLES Philippa	GBR	1 MAR 1978	7	53.33
8	KASHTANAVA Nastassia	BLR	14 JAN 1989	2	52.78
9	ETHOLM Grete	NOR	25 JAN 1976	9	52.71
10	QUINTANAL Irache	ESP	18 SEP 1978	10	50.53
11	KOMULAINEN Tanja	FIN	2 MAR 1980	8	50.29
12	KALPAKIDOU Dorothea	GRE	21 SEP 1983	6	48.93

		1	2	3	4
1	MÜLLER Nadine	63.53	x	x	61.30
2	SADOVA Natalya	56.26	57.36	59.59	x
3	KARSAK Kateryna	x	54.59	57.20	x
4	BORDIGNON Laura	53.99	54.09	54.53	x
5	WISNIEWSKA Joanna	53.68	54.25	x	
6	PINGEON Melanie	x	47.85	53.59	
7	ROLES Philippa	53.30	53.33	52.07	
8	KASHTANAVA N	50.27	x	52.78	
9	ETHOLM Grete	52.71	51.00	x	
10	QUINTANAL Irache	x	47.79	50.53	
11	KOMULAINEN Tanja	x	50.29	x	
12	KALPAKIDOU D	48.69	48.93	x	

Hammer Women

Final

20 JUN 2010 / 13:30

Rank	Name	Nat	Date of Birth	Order	Result
1	HEIDLER Betty	GER	14 OCT 1983	4	73.24
2	LYSENKO Tatyana	RUS	9 OCT 1983	3	70.21
3	PCHELNIK Daryia	BLR	20 DEC 1981	5	69.86
4	FALZON Stéphanie	FRA	7 JAN 1983	8	69.24
5	ZOLOTUHINA Nataliya	UKR	4 JAN 1985	6	68.32
6	PAPADOPOÚLOU Stilianí	GRE	15 MAR 1982	9	68.19
7	KORPELA Merja	FIN	15 MAY 1981	11	66.91
8	CASTELLS Berta	ESP	24 JAN 1984	1	66.63
9	CLARETTI Clarissa	ITA	7 OCT 1980	2	66.19
10	HOLM Mona	NOR	5 AUG 1983	12	66.01
11	ZADURA Malgorzata	POL	3 OCT 1982	7	65.08
12	HOLT Sarah	GBR	17 APR 1987	10	55.66

Results

Final (cont.)

Final		1	2	3	4
1	HEIDLER Betty	72.70	x	72.30	73.24
2	LYSENKO Tatyana	69.55	69.45	69.06	70.21
3	PCHELNIK Daryia	67.76	69.86	x	x
4	FALZON Stéphanie	66.68	69.24	x	x
5	ZOLOTUHINA N	68.32	66.64	67.97	
6	PAPADOPOÚLOU S	63.40	x	68.19	
7	KORPELA Merja	66.72	66.91	x	
8	CASTELLS Berta	64.86	x	66.63	
9	CLARETTI Clarissa	66.14	x	66.19	
10	HOLM Mona	66.01	x	x	
11	ZADURA Malgorzata	65.08	x	x	
12	HOLT Sarah	x	55.66	x	

Javelin Women


Final 19 JUN 2010 / 18:45

Rank	Name	Nat	Date of Birth	Order	Result
1	OBBERGFÖLL Christina	GER	22 AUG 1981	3	59.88
2	SAYERS Goldie	GBR	16 JUL 1982	9	59.25
3	ABAKUMOVA Mariya	RUS	15 JAN 1986	2	58.24
4	SORMUNEN Oona	FIN	2 AUG 1989	10	57.11
5	REBRYK Vira	UKR	25 FEB 1989	5	56.97
6	CHILLA Mercedes	ESP	19 JAN 1980	12	55.83
7	BANI Zahra	ITA	31 DEC 1979	1	54.79
8	LÍKA Sávva	GRE	27 JUN 1970	8	53.12
9	NOVIK Maryna	BLR	19 JAN 1984	4	52.06
10	ANDRAUD Matilde	FRA	28 APR 1989	7	48.54
11	CZENSKA Magdalena	POL	14 JUN 1981	6	48.51
12	KARTUM Ina Cathrin	NOR	15 FEB 1989	11	44.13

		1	2	3	4
1	OBBERGFÖLL C	59.32	x	59.88	x
2	SAYERS Goldie	57.26	57.84	56.17	59.25
3	ABAKUMOVA Mariya	58.24	x	x	x
4	SORMUNEN Oona	57.11	57.02	x	53.57
5	REBRYK Vira	56.97	x	51.96	
6	CHILLA Mercedes	51.40	52.86	55.83	
7	BANI Zahra	51.94	x	54.79	
8	LÍKA Sávva	47.24	53.12	x	
9	NOVIK Maryna	47.13	52.06	51.37	
10	ANDRAUD Matilde	46.29	46.03	48.54	
11	CZENSKA Magdalena	43.98	48.51	47.93	
12	KARTUM Ina Cathrin	41.29	44.13	42.78	

Results
4x100m Relay Women
Combined result
19 JUN 2010 / 19:37

Rank	Nat	Nation	Lane		Result
1	RUS	Russia	5		42.98 CR,EL
			1 - POLYAKOVA Y (29 MAY 1983)	2 - FEDORIVA A (24 JUN 1988)	
			3 - GUSHCHINA Yuliya (4 MAR 1983)	4 - CHERMOSHANSKAYA Y (6 JAN 1986)	
2	FRA	France	7		43.47
			1 - JACQUES-SÉBASTIEN (10 APR 1985)	2 - HURTIS-HOUAIRI M (25 MAR 1979)	
			3 - DANOIS Johanna (4 APR 1987)	4 - MANG Véronique (15 DEC 1984)	
3	UKR	Ukraine	3		43.72
			1 - POVH Olesya (18 OCT 1987)	2 - SHTANHYEYEVA Iryna (8 FEB 1982)	
			3 - RYEMYEN Mariya (2 AUG 1987)	4 - POHREBNYAK N (19 FEB 1988)	
4	GBR	Great Britain & NI	4		43.77
			1 - MADUAKA Joice (30 SEP 1973)	2 - FREEMAN Emily (24 NOV 1980)	
			3 - TURNER Laura (12 AUG 1982)	4 - ENDACOTT Katherine (29 JAN 1980)	
5	GER	Germany	6		43.79
			1 - NYTRA Carolin (26 FEB 1985)	2 - WAGNER Marion (1 FEB 1978)	
			3 - MÖLLINGER Anne (27 SEP 1985)	4 - SAILER Verena (16 OCT 1985)	
6	POL	Poland	2		43.97
			1 - KIELBASINSKA Anna (26 JUN 1990)	2 - KORCZYNSKA Daria (30 JUL 1981)	
			3 - JESCHKE Marta (2 JUN 1986)	4 - WEDLER Weronika (17 JUL 1989)	
7	ITA	Italy	6		44.14
			1 - SALVAGNO M (3 MAR 1986)	2 - GIOVANETTI Martina (10 AUG 1987)	
			3 - ARCIONI Giulia (21 MAR 1986)	4 - LEVORATO Manuela (16 MAR 1977)	
8	BLR	Belarus	4		44.51
			1 - BALYKINA Yuliya (12 APR 1984)	2 - KIEVICH Alena (6 OCT 1987)	
			3 - NEUMIARZHYTSKAYA A (27 JUL 1980)	4 - LIAPESHKA Hanna (18 JUL 1985)	
9	GRE	Greece	5		44.71
			1 - KOBÍDOU Elefthéria (10 FEB 1985)	2 - KARASTAMÁTI María (10 DEC 1984)	
			3 - FÉRRRA Andriána (11 FEB 1988)	4 - KOKLÓNI Yeoryía (7 MAY 1981)	
10	ESP	Spain	2		45.34
			1 - TORRIJOS Ana (3 JAN 1987)	2 - MURILLO Digna Luz (22 MAY 1981)	
			3 - GARCÍA Estela (20 MAR 1989)	4 - COTÁN Amparo María (13 MAY 1988)	
11	NOR	Norway	7		46.37
			1 - ERITSLAND Siri (5 MAY 1985)	2 - BRUBAK Mari Gilde (10 NOV 1990)	
			3 - HANSEN Ida Bakke (7 JAN 1993)	4 - BRANDT N (2 NOV 1985)	
12	FIN	Finland	3		46.60
			1 - SHOWLAH Jasmin (30 MAY 1989)	2 - HÄMÄLÄINEN Noora (15 MAR 1988)	
			3 - KESKITALO Sari (6 APR 1985)	4 - LAUKKA Minna (21 MAY 1987)	

INTERNET Service: www.european-athletics.org
Timing, Measurement & Data Service by  OMEGA

printed at SUN 20 JUN 2010 18:33

Page 25 of 28

Results
4x100m Relay Women
Final B
19 JUN 2010 / 19:37

Rank	Nat	Nation	Lane	Reaction time	Result
1	GER	Germany	6	0.177	43.79
1 - NYTRA Carolin (26 FEB 1985) 2 - WAGNER Marion (1 FEB 1978) 3 - MÖLLINGER Anne (27 SEP 1985) 4 - SAILER Verena (16 OCT 1985)					
2	BLR	Belarus	4	0.211	44.51
1 - BALYKINA Yuliya (12 APR 1984) 2 - KIEVICH Alena (6 OCT 1987) 3 - NEUMIARZHITSKAYA A (27 JUL 1980) 4 - LIAPESHKA Hanna (18 JUL 1985)					
3	GRE	Greece	5	0.242	44.71
1 - KOBÍDOU Elefthéria (10 FEB 1985) 2 - KARASTAMÁTI María (10 DEC 1984) 3 - FÉRRRA Andriána (11 FEB 1988) 4 - KOKLÓNI Yeoryía (7 MAY 1981)					
4	ESP	Spain	2	0.179	45.34
1 - TORRIJOS Ana (3 JAN 1987) 2 - MURILLO Digna Luz (22 MAY 1981) 3 - GARCÍA Estela (20 MAR 1989) 4 - COTÁN Amparo María (13 MAY 1988)					
5	NOR	Norway	7	0.263	46.37
1 - ERITSLAND Siri (5 MAY 1985) 2 - BRUBAK Mari Gilde (10 NOV 1990) 3 - HANSEN Ida Bakke (7 JAN 1993) 4 - BRANDT N (2 NOV 1985)					
6	FIN	Finland	3	0.224	46.60
1 - SHOWLAH Jasmin (30 MAY 1989) 2 - HÄMÄLÄINEN Noora (15 MAR 1988) 3 - KESKITALO Sari (6 APR 1985) 4 - LAUKKA Minna (21 MAY 1987)					

4x100m Relay Women
Final A
19 JUN 2010 / 19:44

Rank	Nat	Nation	Lane	Reaction time	Result
1	RUS	Russia	5	0.170	42.98 CR,EL
1 - POLYAKOVA Y (29 MAY 1983) 2 - FEDORIVA A (24 JUN 1988) 3 - GUSHCHINA Yuliya (4 MAR 1983) 4 - CHERMOSHANSKAYA Y (6 JAN 1986)					
2	FRA	France	7	0.205	43.47
1 - JACQUES-SÉBASTIEN (10 APR 1985) 2 - HURTIS-HOUAIRI M (25 MAR 1979) 3 - DANOIS Johanna (4 APR 1987) 4 - MANG Véronique (15 DEC 1984)					
3	UKR	Ukraine	3	0.171	43.72
1 - POVH Olesya (18 OCT 1987) 2 - SHTANHYEYEVA Iryna (8 FEB 1982) 3 - RYEMYEN Mariya (2 AUG 1987) 4 - POHREBNIYAK N (19 FEB 1988)					
4	GBR	Great Britain & NI	4	0.213	43.77
1 - MADUAKA Joice (30 SEP 1973) 2 - FREEMAN Emily (24 NOV 1980) 3 - TURNER Laura (12 AUG 1982) 4 - ENDACOTT Katherine (29 JAN 1980)					
5	POL	Poland	2	0.187	43.97
1 - KIELBASINSKA Anna (26 JUN 1990) 2 - KORCZYNSKA Daria (30 JUL 1981) 3 - JESCHKE Marta (2 JUN 1986) 4 - WEDLER Weronika (17 JUL 1989)					
6	ITA	Italy	6	0.161	44.14
1 - SALVAGNO M (3 MAR 1986) 2 - GIOVANETTI Martina (10 AUG 1987) 3 - ARCIONI Giulia (21 MAR 1986) 4 - LEVORATO Manuela (16 MAR 1977)					

Results
4x400m Relay Women
 Combined result

20 JUN 2010 / 17:25

Rank	Nat	Nation	Lane		Result
1	RUS	Russia	6		3:23.76 WL,CR
			1 - ZADORINA Kseniya (2 MAR 1987)	2 - IVANOVA Natalya (25 JUN 1981)	
			3 - ANTYUKH Natalya (26 JUN 1981)	4 - USTALOVA Kseniya (14 JAN 1988)	
2	GER	Germany	5		3:26.96
			1 - KOHLMANN Fabienne (6 NOV 1989)	2 - CREMER Esther (29 MAR 1988)	
			3 - LINDENBERG Janin (20 JAN 1987)	4 - HOFFMANN Claudia (10 DEC 1982)	
3	UKR	Ukraine	2		3:27.60
			1 - PRYSTUPA Darya (26 NOV 1987)	2 - RABCHENYUK A (14 SEP 1983)	
			3 - LOHVYNNENKO Alina (18 JUL 1990)	4 - YEFREMOVA Antonina (19 JUL 1981)	
4	GBR	Great Britain & NI	4		3:27.75
			1 - WALL Kim (21 APR 1983)	2 - OKYERE Nadine (29 NOV 1986)	
			3 - SANDERS Nicola (23 JUN 1982)	4 - SHAKES-DRAYTON P (21 DEC 1988)	
5	FRA	France	5		3:29.72
			1 - LACORDELLE M (19 JAN 1987)	2 - HURTIS-HOUAIRI M (25 MAR 1979)	
			3 - GUEI Floria (2 MAY 1990)	4 - SIGÈRE Thélia (3 JUN 1985)	
6	BLR	Belarus	6		3:30.67
			1 - TASHPULATAVA Hanna (21 OCT 1987)	2 - MISHYNA Katsiaryna (15 JAN 1989)	
			3 - LIBOZA Maryna (6 MAR 1989)	4 - USOVICH Sviatlana (14 OCT 1980)	
7	ITA	Italy	7		3:31.16
			1 - BAZZONI Chiara (1984)	2 - MILANI Marta (9 MAR 1987)	
			3 - REINA Daniela (15 MAY 1981)	4 - GRENOT Libania (12 JUL 1983)	
8	POL	Poland	3		3:33.78
			1 - KOSTRUBA Izabela (8 JAN 1984)	2 - JAKÓBCZAK Aneta (3 JUL 1985)	
			3 - BEDNAREK Agata (28 JUN 1988)	4 - JESIEN Anna (10 DEC 1978)	
9	ESP	Spain	4		3:37.05
			1 - BOKESA A (14 DEC 1988)	2 - ROMERO Natalia (17 NOV 1988)	
			3 - GARRIDO Begoña (3 MAR 1985)	4 - TORRES Teresa (9 FEB 1982)	
10	FIN	Finland	2		3:37.67
			1 - RÄSÄNEN Ella (27 JAN 1994)	2 - MILLARD Emma (10 AUG 1990)	
			3 - HALKOAHO Jenniina (3 FEB 1982)	4 - RANTA Ilona (28 OCT 1982)	
11	NOR	Norway	3		3:38.47
			1 - HELGESEN I (29 MAY 1985)	2 - HAUGE Benedicte (19 JAN 1989)	
			3 - BRANDT N (2 NOV 1985)	4 - TOMB Stine (27 AUG 1986)	
12	GRE	Greece	7		3:40.83
			1 - PANAYIOTÍDOU María (1979)	2 - BELIBASÁKI María (1991)	
			3 - PÁDI Aléna-María (21 JUN 1984)	4 - DERVÉNI Agni (7 NOV 1987)	

 INTERNET Service: www.european-athletics.org

 Timing, Measurement & Data Service by  OMEGA

printed at SUN 20 JUN 2010 18:33

Page 27 of 28

Results
4x400m Relay Women
Final B
20 JUN 2010 / 17:25

Rank	Nat	Nation	Lane	Reaction time	Result
1	GER	Germany	5	0.168	3:26.96 EL
1 - KOHLMANN Fabienne (6 NOV 1989) 2 - CREMER Esther (29 MAR 1988) 3 - LINDENBERG Janin (20 JAN 1987) 4 - HOFFMANN Claudia (10 DEC 1982)					
2	BLR	Belarus	6	0.480	3:30.67
1 - TASHPULATAVA Hanna (21 OCT 1987) 2 - MISHYNA Katsiaryna (15 JAN 1989) 3 - LIBOZA Maryna (6 MAR 1989) 4 - USOVICH Sviatlana (14 OCT 1980)					
3	ESP	Spain	4	0.182	3:37.05
1 - BOKESA A (14 DEC 1988) 2 - ROMERO Natalia (17 NOV 1988) 3 - GARRIDO Begoña (3 MAR 1985) 4 - TORRES Teresa (9 FEB 1982)					
4	FIN	Finland	2	0.217	3:37.67
1 - RÄSÄNEN Eila (27 JAN 1994) 2 - MILLARD Emma (10 AUG 1990) 3 - HALKOAHO Jenniina (3 FEB 1982) 4 - RANTA Ilona (28 OCT 1982)					
5	NOR	Norway	3	0.288	3:38.47
1 - HELGESEN I (29 MAY 1985) 2 - HAUGE Benedicte (19 JAN 1989) 3 - BRANDT N (2 NOV 1985) 4 - TOMB Stine (27 AUG 1986)					
6	GRE	Greece	7	0.231	3:40.83
1 - PANAYIOTIDOU María (1979) 2 - BELIBASÁKI María (1991) 3 - PÁDI Aléna-María (21 JUN 1984) 4 - DERVÉNI Agni (7 NOV 1987)					

4x400m Relay Women
Final A
20 JUN 2010 / 17:35

Rank	Nat	Nation	Lane	Reaction time	Result
1	RUS	Russia	6	0.212	3:23.76 WL,CR
1 - ZADORINA Kseniya (2 MAR 1987) 2 - IVANOVA Natalya (25 JUN 1981) 3 - ANTYUKH Natalya (26 JUN 1981) 4 - USTALOVA Kseniya (14 JAN 1988)					
2	UKR	Ukraine	2	0.197	3:27.60
1 - PRYSTUPA Darya (26 NOV 1987) 2 - RABCHENYUK A (14 SEP 1983) 3 - LOHVYNNENKO Alina (18 JUL 1990) 4 - YEFREMOVA Antonina (19 JUL 1981)					
3	GBR	Great Britain & NI	4	0.192	3:27.75
1 - WALL Kim (21 APR 1983) 2 - OKYERE Nadine (29 NOV 1986) 3 - SANDERS Nicola (23 JUN 1982) 4 - SHAKES-DRAYTON P (21 DEC 1988)					
4	FRA	France	5	0.329	3:29.72
1 - LACORDELLE M (19 JAN 1987) 2 - HURTIS-HOUAIRI M (25 MAR 1979) 3 - GUEI Floría (2 MAY 1990) 4 - SIGÈRE Thélia (3 JUN 1985)					
5	ITA	Italy	7	0.393	3:31.16
1 - BAZZONI Chiara (1984) 2 - MILANI Marta (9 MAR 1987) 3 - REINA Daniela (15 MAY 1981) 4 - GRENOT Libania (12 JUL 1983)					
6	POL	Poland	3	0.221	3:33.78
1 - KOSTRUBA Izabela (8 JAN 1984) 2 - JAKÓBCZAK Aneta (3 JUL 1985) 3 - BEDNAREK Agata (28 JUN 1988) 4 - JESIEN Anna (10 DEC 1978)					