

Under 23 Men
Results

12 DEC 2010

Rank	Bib	Name	Nat	Date of Birth	Result	Time Behind
1	163	CHAHDI Hassan	FRA	7 MAY 1989	24:11	
2	162	CARVALHO Florian	FRA	9 MAR 1989	24:14	0:03
3	466	NIKOLAYEV Yegor	RUS	28 APR 1988	24:15	0:04
4	42	D'HOEDT Jeroen	BEL	10 JAN 1990	24:23	0:12
5	423	MATEUS Ricardo	POR	5 JAN 1988	24:25	0:14
6	48	PLATONAU Siarhei	BLR	12 DEC 1990	24:28	0:17
7	421	COSTA Tiago	POR	8 AUG 1988	24:32	0:21
8	376	BURAAS Sindre	NOR	8 MAY 1989	24:34	0:23
9	212	STEVENSON Ricky	GBR	14 NOV 1988	24:34	0:23
10	245	ORTH Florian	GER	24 JUL 1989	24:44	0:33
11	292	MCCARTHY David	IRL	3 AUG 1988	24:46	0:35
12	109	MARTOS Sebastián	ESP	20 JUN 1989	24:47	0:36
13	295	O'NEILL Brendan	IRL	1 NOV 1988	24:47	0:36
14	105	ABADÍA Antonio	ESP	2 JUL 1990	24:50	0:39
15	329	EL MAZOURY Ahmed	ITA	15 MAR 1990	24:51	0:40
16	293	MULHARE Michael	IRL	19 FEB 1989	24:53	0:42
17	364	POESIAT Thomas	NED	18 JAN 1988	24:53	0:42
18	247	SCHWIEGELSHOHN Fynn	GER	8 SEP 1988	24:55	0:44
19	551	KRYVONIS Maksym	UKR	29 DEC 1988	24:55	0:44
20	296	ROONEY David	IRL	30 MAR 1988	24:57	0:46
21	386	KUJAWSKI Lukasz	POL	2 MAR 1988	24:58	0:47
22	207	GOOSE Mitch	GBR	16 MAR 1989	25:01	0:50
23	379	MALDE Lars Erik	NOR	28 JAN 1990	25:01	0:50
24	165	HADJAM Abdelatif	FRA	8 AUG 1990	25:01	0:50
25	206	GOOLAB Nick	GBR	30 JAN 1990	25:04	0:53
26	108	GARCÍA Javier	ESP	27 OCT 1988	25:05	0:54
27	106	CORRALES Víctor	ESP	12 MAR 1989	25:06	0:55
28	517	SÖDERBERG Alexander	SWE	24 APR 1988	25:06	0:55
29	554	ROMANENKO Roman	UKR	30 JAN 1988	25:07	0:56
30	44	TORFS Sanne	BEL	17 MAR 1988	25:09	0:58
31	246	RINGER Richard	GER	27 FEB 1989	25:11	1:00
32	385	BLAZINSKI Marcin	POL	6 MAY 1988	25:11	1:00
33	363	NAGEEYE Abdi	NED	2 MAR 1989	25:12	1:01
34	290	COGLAN John	IRL	6 SEP 1988	25:14	1:03
35	110	MATEO Daniel	ESP	31 AUG 1989	25:15	1:04
36	70	FRANSEN Morten	DEN	28 AUG 1988	25:17	1:06
37	380	NORDTVEIT Audun	NOR	8 JUN 1988	25:18	1:07
38	512	EKVALL Mikael	SWE	18 JUN 1989	25:20	1:09
39	43	NAERT Koen	BEL	3 SEP 1989	25:22	1:11
40	539	GUNEN Vedat	TUR	15 AUG 1989	25:24	1:13
41	40	ABDI Bashir	BEL	10 FEB 1989	25:25	1:14
42	107	FERNÁNDEZ Iván	ESP	10 JUN 1988	25:28	1:17
43	536	DEMIR Medeni	TUR	5 MAR 1990	25:30	1:19

INTERNET Service: www.european-athletics.org

Timing, Measurement and Data Service by  OMEGA

printed at SUN 12 DEC 2010 14:02


Page 1 of 3

Under 23 Men
Results

12 DEC 2010

Rank	Bib	Name	Nat	Date of Birth	Result	Time Behind
44	377	FLØYSTAD Hans Kristian	NOR	3 APR 1989	25:30	1:19
45	553	OLEFIRENKO Igor	UKR	14 MAR 1990	25:31	1:20
46	21	VOJTA Andreas	AUT	9 JUN 1989	25:32	1:21
47	19	PFEIL Valentin	AUT	17 JUL 1988	25:33	1:22
48	209	HAWKINS Derek	GBR	29 APR 1989	25:34	1:23
49	516	SENORSKI Eric	SWE	25 JUL 1989	25:34	1:23
50	366	VERWER Niels	NED	10 JUL 1989	25:35	1:24
51	164	DIEMUNSCH Etienne	FRA	10 APR 1988	25:35	1:24
52	365	VAN MALSEN Jorit	NED	2 OCT 1988	25:38	1:27
53	388	SIERACKI Kamil	POL	20 SEP 1988	25:39	1:28
54	41	CAELEN Florent	BEL	1 MAR 1989	25:40	1:29
55	330	NASTI Patrick	ITA	30 AUG 1989	25:40	1:29
56	552	LYSENKO Serhiy	UKR	28 APR 1988	25:41	1:30
57	127	KITS Keio	EST	27 JUL 1989	25:42	1:31
58	481	KREVS Mitja	SLO	26 JUL 1989	25:43	1:32
59	422	LOPES Paulo	POR	4 JAN 1989	25:44	1:33
60	375	BAKKE Lars Nesbø	NOR	24 JUL 1989	25:49	1:38
61	511	DANIELSON Anton	SWE	14 MAR 1990	25:50	1:39
62	425	SANTA CRUZ Jorge	POR	20 JUL 1989	25:51	1:40
63	328	CASAGRANDE Stefano	ITA	8 SEP 1988	25:52	1:41
64	161	ANDRE Benjamin	FRA	23 JAN 1989	25:53	1:42
65	538	GUNEN Sedat	TUR	20 SEP 1988	25:54	1:43
66	480	BREZNIK Jan	SLO	26 FEB 1990	25:54	1:43
67	56	KOUREK Lukás	CZE	4 MAR 1988	25:55	1:44
68	208	HARRELL Ashley	GBR	19 JAN 1989	25:55	1:44
69	333	TURRONI Alessandro	ITA	19 MAY 1988	25:56	1:45
70	498	BERNI Marcel	SUI	5 JUN 1988	25:59	1:48
71	537	EKIN Erdinc	TUR	1988	26:01	1:50
72	347	VISKERS Janis	LAT	30 MAR 1989	26:02	1:51
73	482	OBLAK Peter	SLO	6 DEC 1989	26:04	1:53
74	331	PASSERI Riccardo	ITA	10 FEB 1989	26:07	1:56
75	244	BROSIUS Hagen	GER	23 AUG 1988	26:10	1:59
76	294	O'LIONÁIRD Ciarán	IRL	11 APR 1988	26:12	2:01
77	166	SEMLALI Tahar	FRA	4 OCT 1987	26:17	2:06
78	389	ZALEWSKI Krystian	POL	11 APR 1989	26:18	2:07
79	71	HESELBJERG Ole	DEN	23 APR 1990	26:19	2:08
80	345	BRISKA Kaspars	LAT	20 NOV 1988	26:26	2:15
81	378	KÅRBØ Tom Erling	NOR	4 FEB 1989	26:29	2:18
82	346	SAVCUKS Konstantins	LAT	15 MAR 1988	26:29	2:18
83	332	STERNI Riccardo	ITA	6 JUL 1989	26:29	2:18
84	510	ÅHWALL Andreas	SWE	19 OCT 1989	26:29	2:18
85	426	VALE Ricardo	POR	9 JUN 1988	26:33	2:22
86	499	KEMPF Andreas	SUI	16 MAY 1988	26:34	2:23

INTERNET Service: www.european-athletics.org

Timing, Measurement and Data Service by  OMEGA

printed at SUN 12 DEC 2010 14:02

Page 2 of 3

Under 23 Men
Results

12 DEC 2010

Rank	Bib	Name	Nat	Date of Birth	Result	Time Behind
87	126	AUS Pritt	EST	9 JAN 1989	26:36	2:25
88	384	ANKIEL Arkadiusz	POL	4 FEB 1989	26:39	2:28
89	424	MENDES Luis	POR	10 JUN 1990	26:42	2:31
90	354	BERLIN Antoine	MON	2 AUG 1989	26:46	2:35
91	14	HAYRAPETYAN Ashot	ARM	14 SEP 1988	26:56	2:45
92	20	SANDER Christoph	AUT	1 AUG 1988	27:01	2:50
93	344	DOMANINS Andrejs	LAT	9 SEP 1988	27:07	2:56
94	18	AIGNER Jürgen	AUT	18 SEP 1990	27:18	3:07
95	224	ZILBERSTEIN Gigla	GEO	29 JUL 1990	27:48	3:37
96	601	KELLEZI Ilir	ALB	8 JUL 1988	29:01	4:50
	69	BUENO Andreas	DEN	7 JUL 1988	DNF	
	513	HYDÉN Johan	SWE	6 MAR 1989	DNF	
	387	OLEJARZ Artur	POL	19 AUG 1988	DNF	
	540	PAK Hasan	TUR	2 OCT 1989	DNF	
	444	TRIFAN Adrian Ionel	ROU	24 DEC 1990	DNF	
	213	WILKINSON James	GBR	13 JUL 1990	DNF	

Intermediate times:	770m	2:06	551	KRYVONIS Maksym (UKR)
	1270m	3:33	551	KRYVONIS Maksym (UKR)
	1770m	5:00	162	CARVALHO Florian (FRA)
	3370m	9:50	162	CARVALHO Florian (FRA)
	4970m	14:42	162	CARVALHO Florian (FRA)
	6570m	19:33	163	CHAHDI Hassan (FRA)


Weather conditions

Temperature: 18 °C Humidity: 68 % Conditions: Cloudy

Legend

DNF Did not Finish

INTERNET Service: www.european-athletics.org


Timing, Measurement and Data Service by  OMEGA

Under 23 Men
Detailed Results

12 DEC 2010

Rank	Bib	Name	Nat	Date of Birth	Result	Time Behind						
							770m	1270m	1770m	3370m	4970m	6570m
1	163	CHAHDI Hassan	FRA	7 MAY 1989	24:11							
						2:08 (13)	3:36 (26)	5:03 (28)	9:51 (12)	14:43 (10)	19:33 (1)	4:38
						1:28	1:27	4:48	4:52	4:50		
2	162	CARVALHO Florian	FRA	9 MAR 1989	24:14	0:03						
						2:07 (3)	3:33 (2)	5:00 (1)	9:50 (1)	14:42 (1)	19:33 (3)	4:41
						1:26	1:27	4:50	4:52	4:51		
3	466	NIKOLAYEV Yegor	RUS	28 APR 1988	24:15	0:04						
						2:08 (20)	3:36 (34)	5:01 (13)	9:51 (9)	14:43 (8)	19:33 (4)	4:42
						1:28	1:25	4:50	4:52	4:50		
4	42	D'HOEDT Jeroen	BEL	10 JAN 1990	24:23	0:12						
						2:07 (8)	3:34 (7)	5:01 (14)	9:50 (2)	14:43 (4)	19:33 (2)	4:50
						1:27	1:27	4:49	4:53	4:50		
5	423	MATEUS Ricardo	POR	5 JAN 1988	24:25	0:14						
						2:08 (23)	3:35 (16)	5:01 (10)	9:50 (7)	14:43 (6)	19:33 (5)	4:52
						1:27	1:26	4:49	4:53	4:50		
6	48	PLATONAU Sjarhei	BLR	12 DEC 1990	24:28	0:17						
						2:07 (4)	3:34 (6)	5:01 (9)	9:51 (10)	14:43 (7)	19:35 (8)	4:53
						1:27	1:27	4:50	4:52	4:52		
7	421	COSTA Tiago	POR	8 AUG 1988	24:32	0:21						
						2:07 (6)	3:34 (9)	5:01 (7)	9:50 (5)	14:43 (9)	19:35 (7)	4:57
						1:27	1:27	4:49	4:53	4:52		
8	376	BURAAS Sindre	NOR	8 MAY 1989	24:34	0:23						
						2:08 (30)	3:34 (8)	5:01 (11)	9:51 (11)	14:42 (3)	19:35 (6)	4:59
						1:26	1:27	4:50	4:51	4:53		
9	212	STEVENSON Ricky	GBR	14 NOV 1988	24:34	0:23						
						2:08 (21)	3:34 (10)	5:01 (12)	9:50 (6)	14:42 (2)	19:38 (10)	4:56
						1:26	1:27	4:49	4:52	4:56		
10	245	ORTH Florian	GER	24 JUL 1989	24:44	0:33						
						2:07 (12)	3:35 (19)	5:02 (19)	9:51 (15)	14:48 (17)	19:49 (14)	4:55
						1:28	1:27	4:49	4:57	5:01		
11	292	MCCARTHY David	IRL	3 AUG 1988	24:46	0:35						
						2:07 (7)	3:34 (5)	5:01 (5)	9:50 (3)	14:43 (5)	19:37 (9)	5:09
						1:27	1:27	4:49	4:53	4:54		
12	109	MARTOS Sebastián	ESP	20 JUN 1989	24:47	0:36						
						2:11 (66)	3:39 (72)	5:06 (60)	9:52 (20)	14:48 (16)	19:51 (15)	4:56
						1:28	1:27	4:46	4:56	5:03		
13	295	O'NEILL Brendan	IRL	1 NOV 1988	24:47	0:36						
						2:08 (16)	3:34 (13)	5:02 (22)	9:52 (18)	14:47 (14)	19:51 (16)	4:56
						1:26	1:28	4:50	4:55	5:04		
14	105	ABADÍA Antonio	ESP	2 JUL 1990	24:50	0:39						
						2:08 (25)	3:33 (3)	5:01 (3)	9:50 (4)	14:43 (11)	19:49 (13)	5:01
						1:25	1:25	4:49	4:53	5:06		
15	329	EL MAZOURY Ahmed	ITA	15 MAR 1990	24:51	0:40						
						2:10 (61)	3:36 (28)	5:02 (15)	9:50 (8)	14:45 (13)	19:51 (17)	5:00
						1:26	1:26	4:48	4:55	5:06		
16	293	MULHARE Michael	IRL	19 FEB 1989	24:53	0:42						
						2:10 (48)	3:36 (37)	5:03 (26)	9:52 (19)	14:45 (12)	19:47 (11)	5:06
						1:26	1:27	4:49	4:53	5:02		

 INTERNET Service: www.european-athletics.org

 Timing, Measurement and Data Service by 

printed at SUN 12 DEC 2010 14:02

Page 1 of 7

Under 23 Men Detailed Results

12 DEC 2010

Rank	Bib	Name	Nat	Date of Birth	Result	Time Behind							
							770m	1270m	1770m	3370m	4970m	6570m	
17	364	POESIAT Thomas	NED	18 JAN 1988	24:53	0:42							
							2:07 (10)	3:35 (20) 1:28	5:03 (31) 1:28	9:57 (31) 4:54	14:51 (18) 4:54	19:49 (12) 4:58	5:04
18	247	SCHWIEGELSHOHN Fynn	GER	8 SEP 1988	24:55	0:44							
							2:10 (59)	3:39 (70) 1:29	5:07 (67) 1:28	9:59 (39) 4:52	15:00 (33) 5:01	20:01 (22) 5:01	4:54
19	551	KRYVONIS Maksym	UKR	29 DEC 1988	24:55	0:44							
							2:06 (1)	3:33 (1) 1:27	5:01 (2) 1:28	9:51 (14) 4:50	14:51 (19) 5:00	19:53 (18) 5:02	5:02
20	296	ROONEY David	IRL	30 MAR 1988	24:57	0:46							
							2:10 (51)	3:37 (52) 1:27	5:05 (50) 1:28	9:59 (42) 4:54	14:55 (22) 4:56	19:55 (19) 5:00	5:02
21	386	KUJAWSKI Lukasz	POL	2 MAR 1988	24:58	0:47							
							2:07 (9)	3:34 (12) 1:27	5:02 (21) 1:28	9:56 (28) 4:54	14:59 (31) 5:03	20:01 (25) 5:02	4:57
22	207	GOOSE Mitch	GBR	16 MAR 1989	25:01	0:50							
							2:11 (73)	3:37 (51) 1:26	5:05 (49) 1:28	9:58 (37) 4:53	14:56 (26) 4:58	20:00 (21) 5:04	5:01
23	379	MALDE Lars Erik	NOR	28 JAN 1990	25:01	0:50							
							2:10 (58)	3:38 (59) 1:28	5:06 (54) 1:28	9:59 (43) 4:53	14:58 (30) 4:59	20:01 (24) 5:03	5:00
24	165	HADJAM Abdelatif	FRA	8 AUG 1990	25:01	0:50							
							2:08 (28)	3:36 (43) 1:28	5:03 (33) 1:27	9:55 (24) 4:52	14:55 (25) 5:00	20:04 (28) 5:09	4:57
25	206	GOOLAB Nick	GBR	30 JAN 1990	25:04	0:53							
							2:10 (50)	3:36 (42) 1:26	5:04 (38) 1:28	9:57 (33) 4:53	14:57 (28) 5:00	20:04 (27) 5:07	5:00
26	108	GARCÍA Javier	ESP	27 OCT 1988	25:05	0:54							
							2:10 (52)	3:37 (54) 1:27	5:04 (45) 1:27	9:56 (27) 4:52	14:53 (21) 4:57	20:02 (26) 5:09	5:03
27	106	CORRALES Víctor	ESP	12 MAR 1989	25:06	0:55							
							2:08 (22)	3:35 (18) 1:27	5:02 (18) 1:27	9:52 (17) 4:50	14:55 (24) 5:03	20:07 (33) 5:12	4:59
28	517	SÖDERBERG Alexander	SWE	24 APR 1988	25:06	0:55							
							2:11 (64)	3:38 (57) 1:27	5:05 (52) 1:27	10:03 (55) 4:58	15:04 (37) 5:01	20:06 (30) 5:02	5:00
29	554	ROMANENKO Roman	UKR	30 JAN 1988	25:07	0:56							
							2:08 (17)	3:36 (35) 1:28	5:03 (34) 1:27	9:53 (21) 4:50	14:53 (20) 5:00	19:59 (20) 5:06	5:08
30	44	TORFS Sanne	BEL	17 MAR 1988	25:09	0:58							
							2:11 (68)	3:39 (71) 1:28	5:08 (70) 1:29	10:02 (52) 4:54	15:03 (36) 5:01	20:08 (34) 5:05	5:01
31	246	RINGER Richard	GER	27 FEB 1989	25:11	1:00							
							2:07 (5)	3:34 (14) 1:27	5:02 (17) 1:28	9:52 (16) 4:50	14:55 (23) 5:03	20:06 (32) 5:11	5:05
32	385	BLAZINSKI Marcin	POL	6 MAY 1988	25:11	1:00							
							2:08 (18)	3:36 (31) 1:28	5:03 (36) 1:27	9:57 (29) 4:54	14:57 (29) 5:00	20:06 (31) 5:09	5:05

Under 23 Men
Detailed Results

12 DEC 2010


Rank	Bib	Name	Nat	Date of Birth	Result	Time Behind									
							770m	1270m	1770m	3370m	4970m	6570m			
33	363	NAGEEYE Abdi	NED	2 MAR 1989	25:12	1:01									
							2:08 (26)	3:35 (23)	5:03 (25)	9:55 (23)	14:56 (27)	20:05 (29)	5:07		
							1:27	1:28	4:52	5:01	5:09				
34	290	COGLAN John	IRL	6 SEP 1988	25:14	1:03									
							2:12 (79)	3:40 (76)	5:06 (61)	9:59 (44)	15:03 (35)	20:11 (35)	5:03		
							1:28	1:26	4:53	5:04	5:08				
35	110	MATEO Daniel	ESP	31 AUG 1989	25:15	1:04									
							2:08 (19)	3:34 (11)	5:01 (4)	9:51 (13)	14:48 (15)	20:01 (23)	5:14		
							1:26	1:27	4:50	4:57	5:13				
36	70	FRANSEN Morten	DEN	28 AUG 1988	25:17	1:06									
							2:12 (78)	3:38 (61)	5:06 (58)	10:00 (45)	15:01 (34)	20:14 (39)	5:03		
							1:26	1:28	4:54	5:01	5:13				
37	380	NORDTVEIT Audun	NOR	8 JUN 1988	25:18	1:07									
							2:11 (75)	3:39 (67)	5:07 (66)	10:06 (61)	15:06 (45)	20:11 (37)	5:07		
							1:28	1:28	4:59	5:00	5:05				
38	512	EKVALL Mikael	SWE	18 JUN 1989	25:20	1:09									
							2:09 (41)	3:36 (38)	5:04 (46)	9:59 (40)	15:04 (39)	20:11 (36)	5:09		
							1:27	1:28	4:55	5:05	5:07				
39	43	NAERT Koen	BEL	3 SEP 1989	25:22	1:11									
							2:09 (39)	3:36 (33)	5:03 (27)	9:59 (41)	15:06 (43)	20:17 (40)	5:05		
							1:27	1:27	4:56	5:07	5:11				
40	539	GUNEN Vedat	TUR	15 AUG 1989	25:24	1:13									
							2:09 (34)	3:36 (29)	5:03 (23)	9:57 (32)	15:04 (40)	20:17 (41)	5:07		
							1:27	1:27	4:54	5:07	5:13				
41	40	ABDI Bashir	BEL	10 FEB 1989	25:25	1:14									
							2:30(102)	3:54(102)	5:20(100)	10:17 (84)	15:19 (65)	20:24 (45)	5:01		
							1:24	1:26	4:57	5:02	5:05				
42	107	FERNÁNDEZ Iván	ESP	10 JUN 1988	25:28	1:17									
							2:08 (29)	3:35 (21)	5:01 (8)	9:53 (22)	14:59 (32)	20:13 (38)	5:15		
							1:27	1:26	4:52	5:06	5:14				
43	536	DEMIR Medeni	TUR	5 MAR 1990	25:30	1:19									
							2:11 (74)	3:39 (68)	5:07 (69)	10:05 (60)	15:08 (49)	20:27 (52)	5:03		
							1:28	1:28	4:58	5:03	5:19				
44	377	FLØYSTAD Hans Kristian	NOR	3 APR 1989	25:30	1:19									
							2:12 (77)	3:40 (78)	5:08 (78)	10:08 (68)	15:13 (55)	20:25 (47)	5:05		
							1:28	1:28	5:00	5:05	5:12				
45	553	OLEFIRENKO Igor	UKR	14 MAR 1990	25:31	1:20									
							2:09 (31)	3:37 (49)	5:05 (51)	10:06 (63)	15:13 (57)	20:22 (44)	5:09		
							1:28	1:28	5:01	5:07	5:09				
46	21	VOJTA Andreas	AUT	9 JUN 1989	25:32	1:21									
							2:09 (32)	3:35 (17)	5:02 (20)	9:56 (26)	15:06 (44)	20:24 (46)	5:08		
							1:26	1:27	4:54	5:10	5:18				
47	19	PFEIL Valentin	AUT	17 JUL 1988	25:33	1:22									
							2:09 (36)	3:37 (45)	5:04 (47)	10:01 (49)	15:13 (56)	20:28 (54)	5:05		
							1:28	1:27	4:57	5:12	5:15				
48	209	HAWKINS Derek	GBR	29 APR 1989	25:34	1:23									
							2:10 (53)	3:37 (47)	5:04 (42)	9:58 (38)	15:05 (41)	20:19 (42)	5:15		
							1:27	1:27	4:54	5:07	5:14				

Under 23 Men Detailed Results

12 DEC 2010

Rank	Bib	Name	Nat	Date of Birth	Result	Time Behind							
							770m	1270m	1770m	3370m	4970m	6570m	
49	516	SENORSKI Eric	SWE	25 JUL 1989	25:34	1:23							
							2:08 (26)	3:36 (39)	5:04 (40)	10:00 (46)	15:10 (51)	20:25 (48)	5:09
							1:28	1:28	4:56	5:10	5:15		
50	366	VERWER Niels	NED	10 JUL 1989	25:35	1:24							
							2:10 (54)	3:37 (44)	5:03 (37)	10:01 (47)	15:11 (52)	20:28 (55)	5:07
							1:27	1:26	4:58	5:10	5:17		
51	164	DIEMUNSCH Etienne	FRA	10 APR 1988	25:35	1:24							
							2:09 (38)	3:36 (36)	5:03 (29)	9:55 (25)	15:04 (38)	20:25 (49)	5:10
							1:27	1:27	4:52	5:09	5:21		
52	365	VAN MALSEN Jorit	NED	2 OCT 1988	25:38	1:27							
							2:11 (69)	3:38 (60)	5:08 (75)	10:07 (66)	15:10 (50)	20:21 (43)	5:17
							1:27	1:30	4:59	5:03	5:11		
53	388	SIERACKI Kamil	POL	20 SEP 1988	25:39	1:28							
							2:10 (62)	3:38 (63)	5:07 (68)	10:11 (73)	15:26 (75)	20:45 (71)	4:54
							1:28	1:29	5:04	5:15	5:19		
54	41	CAELEN Florent	BEL	1 MAR 1989	25:40	1:29							
							2:10 (55)	3:36 (40)	5:03 (24)	9:57 (30)	15:05 (42)		
							1:26	1:27	4:54	5:08			
55	330	NASTI Patrick	ITA	30 AUG 1989	25:40	1:29							
							2:13 (94)	3:41 (82)	5:08 (76)	10:04 (58)	15:12 (54)	20:26 (50)	5:14
							1:28	1:27	4:56	5:08	5:14		
56	552	LYSENKO Serhiy	UKR	28 APR 1988	25:41	1:30							
							2:09 (37)	3:38 (58)	5:08 (71)	10:09 (70)	15:18 (63)	20:33 (57)	5:08
							1:29	1:30	5:01	5:09	5:15		
57	127	KITS Keio	EST	27 JUL 1989	25:42	1:31							
							2:11 (65)	3:38 (64)	5:06 (62)	10:07 (67)	15:16 (60)	20:28 (53)	5:14
							1:27	1:28	5:01	5:09	5:12		
58	481	KREVS Mitja	SLO	26 JUL 1989	25:43	1:32							
							2:13 (91)	3:41 (86)	5:10 (82)	10:11 (75)	15:22 (71)	20:38 (60)	5:05
							1:28	1:29	5:01	5:11	5:16		
59	422	LOPES Paulo	POR	4 JAN 1989	25:44	1:33							
							2:09 (33)	3:35 (24)	5:03 (32)	10:01 (48)	15:11 (53)	20:26 (51)	5:18
							1:26	1:28	4:58	5:10	5:15		
60	375	BAKKE Lars Nesbø	NOR	24 JUL 1989	25:49	1:38							
							2:11 (72)	3:40 (81)	5:10 (85)	10:17 (83)	15:33 (81)	20:45 (70)	5:04
							1:29	1:30	5:07	5:16	5:12		
61	511	DANIELSON Anton	SWE	14 MAR 1990	25:50	1:39							
							2:12 (80)	3:40 (77)	5:08 (77)	10:09 (69)	15:18 (62)	20:32 (56)	5:18
							1:28	1:28	5:01	5:09	5:14		
62	425	SANTA CRUZ Jorge	POR	20 JUL 1989	25:51	1:40							
							2:09 (40)	3:36 (32)	5:04 (39)	10:01 (50)	15:18 (64)	20:40 (63)	5:11
							1:27	1:28	4:57	5:17	5:22		
63	328	CASAGRANDE Stefano	ITA	8 SEP 1988	25:52	1:41							
							2:09 (35)	3:36 (25)	5:03 (30)	10:04 (56)	15:20 (67)	20:40 (62)	5:12
							1:27	1:27	5:01	5:16	5:20		
64	161	ANDRE Benjamin	FRA	23 JAN 1989	25:53	1:42							
							2:09 (43)	3:37 (46)	5:05 (48)	10:07 (65)	15:21 (68)	20:41 (64)	5:12
							1:28	1:28	5:02	5:14	5:20		

INTERNET Service: www.european-athletics.org

Timing, Measurement and Data Service by  OMEGA

printed at SUN 12 DEC 2010 14:02

Page 4 of 7

Under 23 Men
Detailed Results

12 DEC 2010

Rank	Bib	Name	Nat	Date of Birth	Result	Time Behind							
							770m	1270m	1770m	3370m	4970m	6570m	
65	538	GUNEN Sedat	TUR	20 SEP 1988	25:54	1:43							
							2:09 (44)	3:36 (41)	5:04 (44)	10:04 (57)	15:21 (69)	20:39 (61)	5:15
							1:27	1:28	5:00	5:17	5:18		
66	480	BREZNIK Jan	SLO	26 FEB 1990	25:54	1:43							
							2:14(101)	3:43 (92)	5:13 (92)	10:15 (81)	15:21 (70)	20:42 (66)	5:12
							1:29	1:30	5:02	5:06	5:21		
67	56	KOUREK Lukás	CZE	4 MAR 1988	25:55	1:44							
							2:08 (24)	3:35 (22)	5:03 (35)	9:58 (36)	15:07 (47)	20:34 (58)	5:21
							1:27	1:28	4:55	5:09	5:27		
68	208	HARRELL Ashley	GBR	19 JAN 1989	25:55	1:44							
							2:10 (46)	3:37 (56)	5:06 (55)	10:02 (54)	15:07 (46)	20:35 (59)	5:20
							1:27	1:29	4:56	5:05	5:28		
69	333	TURRONI Alessandro	ITA	19 MAY 1988	25:56	1:45							
							2:11 (70)	3:38 (66)	5:05 (53)	10:06 (62)	15:24 (72)	20:44 (69)	5:12
							1:27	1:27	5:01	5:18	5:20		
70	498	BERNI Marcel	SUI	5 JUN 1988	25:59	1:48							
							2:12 (84)	3:41 (85)	5:10 (86)	10:14 (78)	15:28 (76)	20:42 (65)	5:17
							1:29	1:29	5:04	5:14	5:14		
71	537	EKIN Erdinc	TUR	1988	26:01	1:50							
							2:10 (49)	3:37 (53)	5:06 (59)	10:11 (72)	15:26 (74)	20:43 (67)	5:18
							1:27	1:29	5:05	5:15	5:17		
72	347	VISKERS Janis	LAT	30 MAR 1989	26:02	1:51							
							2:13 (90)	3:43 (91)	5:13 (91)	10:20 (85)	15:33 (82)	20:46 (73)	5:16
							1:30	1:30	5:07	5:13	5:13		
73	482	OBLAK Peter	SLO	6 DEC 1989	26:04	1:53							
							2:13 (86)	3:41 (83)	5:10 (83)	10:15 (80)	15:28 (77)	20:46 (72)	5:18
							1:28	1:29	5:05	5:13	5:18		
74	331	PASSERI Riccardo	ITA	10 FEB 1989	26:07	1:56							
							2:09 (42)	3:37 (50)	5:06 (56)	10:11 (74)	15:29 (78)	20:50 (76)	5:17
							1:28	1:29	5:05	5:18	5:21		
75	244	BROSIUS Hagen	GER	23 AUG 1988	26:10	1:59							
							2:11 (63)	3:39 (73)	5:08 (73)	10:04 (59)	15:20 (66)	20:46 (74)	5:24
							1:28	1:29	4:56	5:16	5:26		
76	294	O'LIONÁIRD Ciarán	IRL	11 APR 1988	26:12	2:01							
							2:07 (11)	3:35 (15)	5:02 (16)	9:57 (34)	15:15 (59)	20:44 (68)	5:28
							1:28	1:27	4:55	5:18	5:29		
77	166	SEMLALI Tahar	FRA	4 OCT 1987	26:17	2:06							
							2:12 (76)	3:39 (74)	5:08 (74)	10:09 (71)	15:25 (73)	20:48 (75)	5:29
							1:27	1:29	5:01	5:16	5:23		
78	389	ZALEWSKI Krystian	POL	11 APR 1989	26:18	2:07							
							2:13 (89)	3:42 (88)	5:11 (88)	10:20 (86)	15:40 (85)	21:00 (78)	5:18
							1:29	1:29	5:09	5:20	5:20		
79	71	HESSELBJERG Ole	DEN	23 APR 1990	26:19	2:08							
							2:14(100)	3:44 (97)	5:15 (96)	10:20 (89)	15:32 (79)	20:58 (77)	5:21
							1:30	1:31	5:05	5:12	5:26		
80	345	BRISKA Kaspars	LAT	20 NOV 1988	26:26	2:15							
							2:14 (99)	3:45 (99)	5:16 (97)	10:22 (91)	15:41 (86)	21:06 (80)	5:20
							1:31	1:31	5:06	5:19	5:25		

Under 23 Men Detailed Results

12 DEC 2010

Rank	Bib	Name	Nat	Date of Birth	Result	Time Behind							
							770m	1270m	1770m	3370m	4970m	6570m	
81	378	KÅRBØ Tom Erling	NOR	4 FEB 1989	26:29	2:18							
							2:11 (71)	3:40 (79) 1:29	5:09 (79) 1:29	10:16 (82) 5:07	15:39 (84) 5:23	21:11 (83) 5:32	5:18
82	346	SAVCUKS Konstantins	LAT	15 MAR 1988	26:29	2:18							
							2:13 (92)	3:42 (90) 1:29	5:13 (90) 1:31	10:32 (96) 5:19	16:00 (94) 5:28	21:22 (88) 5:22	5:07
83	332	STERNI Riccardo	ITA	6 JUL 1989	26:29	2:18							
							2:13 (87)	3:43 (93) 1:30	5:14 (93) 1:31	10:29 (95) 5:15	15:45 (88) 5:16	21:08 (81) 5:23	5:21
84	510	ÅHWALL Andreas	SWE	19 OCT 1989	26:29	2:18							
							2:13 (93)	3:44 (95) 1:31	5:15 (94) 1:31	10:28 (94) 5:13	15:54 (92) 5:26	21:25 (89) 5:31	5:04
85	426	VALE Ricardo	POR	9 JUN 1988	26:33	2:22							
							2:10 (60)	3:38 (65) 1:28	5:07 (64) 1:29	10:12 (77) 5:05	15:32 (80) 5:20	21:02 (79) 5:30	5:31
86	499	KEMPF Andreas	SUI	16 MAY 1988	26:34	2:23							
							2:12 (81)	3:42 (87) 1:30	5:11 (89) 1:29	10:20 (88) 5:09	15:43 (87) 5:23	21:10 (82) 5:27	5:24
87	126	AUS Pritt	EST	9 JAN 1989	26:36	2:25							
							2:11 (67)	3:40 (80) 1:29	5:10 (84) 1:30	10:20 (90) 5:10	15:45 (89) 5:25	21:18 (86) 5:33	5:18
88	384	ANKIEL Arkadiusz	POL	4 FEB 1989	26:39	2:28							
							2:13 (88)	3:42 (89) 1:29	5:10 (87) 1:28	10:20 (87) 5:10	15:46 (91) 5:26	21:16 (85) 5:30	5:23
89	424	MENDES Luis	POR	10 JUN 1990	26:42	2:31							
							2:10 (57)	3:37 (55) 1:27	5:06 (57) 1:29	10:12 (76) 5:06	15:38 (83) 5:26	21:11 (84) 5:33	5:31
90	354	BERLIN Antoine	MON	2 AUG 1989	26:46	2:35							
							2:14 (98)	3:44 (98) 1:30	5:17 (99) 1:33	10:34 (98) 5:17	16:00 (95) 5:26	21:26 (90) 5:26	5:20
91	14	HAYRAPETYAN Ashot	ARM	14 SEP 1988	26:56	2:45							
							2:10 (56)	3:39 (75) 1:29	5:10 (80) 1:31	10:15 (79) 5:05	15:46 (90) 5:31	21:22 (87) 5:36	5:34
92	20	SANDER Christoph	AUT	1 AUG 1988	27:01	2:50							
							2:13 (85)	3:43 (94) 1:30	5:15 (95) 1:32	10:32 (97) 5:17	16:02 (96) 5:30	21:34 (92) 5:32	5:27
93	344	DOMANINS Andrejs	LAT	9 SEP 1988	27:07	2:56							
							2:12 (83)	3:41 (84) 1:29	5:10 (81) 1:29	10:22 (92) 5:12	15:54 (93) 5:32	21:33 (91) 5:39	5:34
94	18	AIGNER Jürgen	AUT	18 SEP 1990	27:18	3:07							
							2:13 (95)	3:44 (96) 1:31	5:17 (98) 1:33	10:35 (99) 5:18	16:11 (98) 5:36	21:49 (94) 5:38	5:29
95	224	ZILBERSTEIN Gigla	GEO	29 JUL 1990	27:48	3:37							
							2:10 (45)	3:38 (62) 1:28	5:08 (72) 1:30	10:23 (93) 5:15	16:07 (97) 5:44	21:59 (95) 5:52	5:49
96	601	KELLEZI Ilir	ALB	8 JUL 1988	29:01	4:50							
							2:14 (96)	3:49(101) 1:35	5:28(102) 1:39	11:16(100) 5:48	17:15 (99) 5:59	23:09 (96) 5:54	5:52

Under 23 Men
Detailed Results

12 DEC 2010


Rank	Bib	Name	Nat	Date of Birth	Result	Time Behind										
							770m	1270m	1770m	3370m	4970m	6570m				
69		BUENO Andreas	DEN	7 JUL 1988	DNF											
						2:12 (82)	3:39 (69)	5:06 (63)	10:02 (51)	15:07 (48)						
							1:27	1:27	4:56	5:05						
513		HYDÉN Johan	SWE	6 MAR 1989	DNF											
						2:14 (97)	3:49(100)	5:27(101)								
							1:35	1:38								
387		OLEJARZ Artur	POL	19 AUG 1988	DNF											
						2:08 (15)	3:36 (27)	5:04 (43)	9:57 (35)	15:15 (58)						
							1:28	1:28	4:53	5:18						
540		PAK Hasan	TUR	2 OCT 1989	DNF											
						2:06 (2)	3:33 (4)	5:01 (6)	10:06 (64)							
							1:27	1:28	5:05							
444		TRIFAN Adrian Ionel	ROU	24 DEC 1990	DNF											
						2:08 (14)	3:36 (30)	5:04 (41)	10:02 (53)	15:17 (61)	21:37 (93)					
							1:28	1:28	4:58	5:15	6:20					
213		WILKINSON James	GBR	13 JUL 1990	DNF											
						2:10 (47)	3:37 (48)	5:07 (65)								
							1:27	1:30								

Intermediate times:	770m	2:06	551	KRYVONIS Maksym (UKR)
	1270m	3:33	551	KRYVONIS Maksym (UKR)
	1770m	5:00	162	CARVALHO Florian (FRA)
	3370m	9:50	162	CARVALHO Florian (FRA)
	4970m	14:42	162	CARVALHO Florian (FRA)
	6570m	19:33	163	CHAHDI Hassan (FRA)

Weather conditions				
Temperature:	18 °C	Humidity:	68 %	Conditions: Cloudy

Legend
DNF Did not Finish

INTERNET Service: www.european-athletics.org

Timing, Measurement and Data Service by  OMEGA

printed at SUN 12 DEC 2010 14:02

Page 7 of 7

Under 23 Men
Team Results

Rank	Nation	Bib	Name	Time	Pos	Points
1	Ireland (IRL)					60
		292	MCCARTHY David	24:46		11
		295	O'NEILL Brendan	24:47		13
		293	MULHARE Michael	24:53		16
		296	ROONEY David	24:57		20
		290	COGHLAN John	25:14	34	
		294	O'LIONÁIRD Ciarán	26:12	76	
2	France (FRA)					78
		163	CHAHDHI Hassan	24:11		1
		162	CARVALHO Florian	24:14		2
		165	HADJAM Abdelatif	25:01		24
		164	DIEMUNSCH Etienne	25:35		51
		161	ANDRE Benjamin	25:53	64	
		166	SEMLALI Tahar	26:17	77	
3	Spain (ESP)					79
		109	MARTOS Sebastián	24:47		12
		105	ABADÍA Antonio	24:50		14
		108	GARCÍA Javier	25:05		26
		106	CORRALES Víctor	25:06		27
		110	MATEO Daniel	25:15	35	
		107	FERNÁNDEZ Iván	25:28	42	
4	Great Britain & NI (GBR)					104
		212	STEVENSON Ricky	24:34		9
		207	GOOSE Mitch	25:01		22
		206	GOOLAB Nick	25:04		25
		209	HAWKINS Derek	25:34		48
		208	HARRELL Ashley	25:55	68	
		213	WILKINSON James	DNF		
5	Norway (NOR)					112
		376	BURAAS Sindre	24:34		8
		379	MALDE Lars Erik	25:01		23
		380	NORDTVEIT Audun	25:18		37
		377	FLØYSTAD Hans Kristian	25:30		44
		375	BAKKE Lars Nesbø	25:49	60	
		378	KÅRBØ Tom Erling	26:29	81	
6	Belgium (BEL)					114
		42	D'HOEDT Jeroen	24:23		4
		44	TORFS Sanne	25:09		30
		43	NAERT Koen	25:22		39
		40	ABDI Bashir	25:25		41
		41	CAELEN Florent	25:40	54	
7	Portugal (POR)					133
		423	MATEUS Ricardo	24:25		5
		421	COSTA Tiago	24:32		7
		422	LOPES Paulo	25:44		59
		425	SANTA CRUZ Jorge	25:51		62
		426	VALE Ricardo	26:33	85	
		424	MENDES Luis	26:42	89	
8	Germany (GER)					134
		245	ORTH Florian	24:44		10
		247	SCHWIEGELSHOHN Fynn	24:55		18
		246	RINGER Richard	25:11		31
		244	BROSIUS Hagen	26:10		75


Under 23 Men
Team Results

Rank	Nation	Bib	Name	Time	Pos	Points
9	Ukraine (UKR)					149
		551	KRYVONIS Maksym	24:55		19
		554	ROMANENKO Roman	25:07		29
		553	OLEFIRENKO Igor	25:31		45
		552	LYSENKO Serhiy	25:41		56
10	Netherlands (NED)					152
		364	POESIAT Thomas	24:53		17
		363	NAGEEYE Abdi	25:12		33
		366	VERWER Niels	25:35		50
		365	VAN MALSEN Jorit	25:38		52
11	Sweden (SWE)					176
		517	SÖDERBERG Alexander	25:06		28
		512	EKVALL Mikael	25:20		38
		516	SENORSKI Eric	25:34		49
		511	DANIELSON Anton	25:50		61
		510	ÅHWALL Andreas	26:29	84	
		513	HYDÉN Johan	DNF		
12	Poland (POL)					184
		386	KUJAWSKI Lukasz	24:58		21
		385	BLAZINSKI Marcin	25:11		32
		388	SIERACKI Kamil	25:39		53
		389	ZALEWSKI Krystian	26:18		78
		384	ANKIEL Arkadiusz	26:39	88	
		387	OLEJARZ Artur	DNF		
13	Italy (ITA)					202
		329	EL MAZOURY Ahmed	24:51		15
		330	NASTI Patrick	25:40		55
		328	CASAGRANDE Stefano	25:52		63
		333	TURRONI Alessandro	25:56		69
		331	PASSERI Riccardo	26:07	74	
		332	STERNI Riccardo	26:29	83	
14	Turkey (TUR)					219
		539	GUNEN Vedat	25:24		40
		536	DEMIR Medeni	25:30		43
		538	GUNEN Sedat	25:54		65
		537	EKIN Erdinc	26:01		71
		540	PAK Hasan	DNF		
15	Austria (AUT)					279
		21	VOJTA Andreas	25:32		46
		19	PFEIL Valentin	25:33		47
		20	SANDER Christoph	27:01		92
		18	AIGNER Jürgen	27:18		94
16	Latvia (LAT)					327
		347	VISKERS Janis	26:02		72
		345	BRISKA Kaspars	26:26		80
		346	SAVCUKS Konstantins	26:29		82
		344	DOMANINS Andrejs	27:07		93

Weather conditions

Temperature: 18 °C Humidity: 68 % Conditions: Cloudy

INTERNET Service: www.european-athletics.org

Timing, Measurement and Data Service by  OMEGA