

Results

**200m Men
Semifinal**
Start Time: 11:30

| Rank | Name | Nat | Date of Birth | Lane | Result | | |
|------|-----------------------------|-----|---------------|------|--------|---|----|
| 1 | TSÁKONAS Likoúrgos-Stéfanos | GRE | 8 MAR 1990 | 5 | 20.57 | Q | PB |
| 2 | ALAKA James | GBR | 8 SEP 1989 | 8 | 20.59 | Q | PB |
| 3 | LINNIK Aliaksandr | BLR | 28 JAN 1991 | 3 | 20.64 | Q | NR |
| 4 | MASLÁK Pavel | CZE | 21 FEB 1991 | 3 | 20.66 | Q | PB |
| 5 | WILSON Alex | SUI | 19 SEP 1990 | 4 | 20.68 | Q | |
| 6 | TALBOT Daniel | GBR | 1 MAY 1991 | 4 | 20.75 | Q | |
| 7 | COLVERT Steven | IRL | 24 AUG 1990 | 6 | 20.76 | q | PB |
| 8 | RAMOS Iván Jesús | ESP | 31 JUL 1990 | 2 | 20.89 | q | |
| 9 | KREMENSKI Petar | BUL | 14 JAN 1991 | 7 | 20.98 | | |
| 10 | MANENTI Davide | ITA | 16 APR 1989 | 7 | 21.01 | | SB |
| 11 | EREWA Robin | GER | 24 JUN 1991 | 8 | 21.10 | | |
| 12 | DARDANELIÓTIS Mihaíl | GRE | 1989 | 2 | 21.26 | | |
| 13 | ZACZEK Artur | POL | 28 FEB 1989 | 1 | 21.30 | | SB |
| 14 | DA CANAL Alex | ITA | 11 SEP 1989 | 1 | 21.40 | | |
| 15 | SAFER Izzet | TUR | 10 JUL 1990 | 6 | 21.41 | | |
| 16 | DORAIL David | FRA | 19 MAR 1990 | 5 | 21.89 | | |

**200m Men
Semifinal 1/3**
Start Time: 11:30
Wind: +0.8 m/s

| Rank | Name | Nat | Date of Birth | Lane | Reaction time | Result | |
|------|----------------------|-----|---------------|------|---------------|--------|------|
| 1 | ALAKA James | GBR | 8 SEP 1989 | 8 | 0.165 | 20.59 | Q PB |
| 2 | LINNIK Aliaksandr | BLR | 28 JAN 1991 | 3 | 0.199 | 20.64 | Q NR |
| 3 | WILSON Alex | SUI | 19 SEP 1990 | 4 | 0.139 | 20.68 | Q |
| 4 | COLVERT Steven | IRL | 24 AUG 1990 | 6 | 0.190 | 20.76 | q PB |
| 5 | MANENTI Davide | ITA | 16 APR 1989 | 7 | 0.143 | 21.01 | SB |
| 6 | DARDANELIÓTIS Mihaíl | GRE | 1989 | 2 | 0.158 | 21.26 | |
| 7 | ZACZEK Artur | POL | 28 FEB 1989 | 1 | 0.179 | 21.30 | SB |
| 8 | DORAIL David | FRA | 19 MAR 1990 | 5 | 0.189 | 21.89 | |

**200m Men
Semifinal 2/3**
Start Time: 11:36
Wind: -0.2 m/s

| Rank | Name | Nat | Date of Birth | Lane | Reaction time | Result | |
|------|-----------------------------|-----|---------------|------|---------------|--------|------|
| 1 | TSÁKONAS Likoúrgos-Stéfanos | GRE | 8 MAR 1990 | 5 | 0.160 | 20.57 | Q PB |
| 2 | MASLÁK Pavel | CZE | 21 FEB 1991 | 3 | 0.182 | 20.66 | Q PB |
| 3 | TALBOT Daniel | GBR | 1 MAY 1991 | 4 | 0.188 | 20.75 | Q |
| 4 | RAMOS Iván Jesús | ESP | 31 JUL 1990 | 2 | 0.166 | 20.89 | q |
| 5 | KREMENSKI Petar | BUL | 14 JAN 1991 | 7 | 0.194 | 20.98 | |
| 6 | EREWA Robin | GER | 24 JUN 1991 | 8 | 0.151 | 21.10 | |
| 7 | DA CANAL Alex | ITA | 11 SEP 1989 | 1 | 0.171 | 21.40 | |
| 8 | SAFER Izzet | TUR | 10 JUL 1990 | 6 | 0.182 | 21.41 | |

Results
200m Men
Final
Start Time: 18:05
Wind: -1.4 m/s

| Rank | Name | Nat | Date of Birth | Lane | Reaction time | Result | |
|------|-----------------------------|-----|---------------|------|---------------|--------|----|
| 1 | TSÁKONAS Likoúrgos-Stéfanos | GRE | 8 MAR 1990 | 5 | 0.164 | 20.56 | PB |
| 2 | ALAKA James | GBR | 8 SEP 1989 | 3 | 0.143 | 20.60 | |
| 3 | MASLÁK Pavel | CZE | 21 FEB 1991 | 4 | 0.170 | 20.67 | |
| 4 | TALBOT Daniel | GBR | 1 MAY 1991 | 8 | 0.178 | 20.71 | |
| 5 | LINNIK Aliaksandr | BLR | 28 JAN 1991 | 6 | 0.161 | 20.81 | |
| 6 | COLVERT Steven | IRL | 24 AUG 1990 | 1 | 0.187 | 21.03 | |
| 7 | WILSON Alex | SUI | 19 SEP 1990 | 7 | 0.144 | 21.07 | |
| 8 | RAMOS Iván Jesús | ESP | 31 JUL 1990 | 2 | 0.181 | 21.11 | |

400m Men
Final
Start Time: 16:40

| Rank | Name | Nat | Date of Birth | Lane | Reaction time | Result | |
|------|-------------------|-----|---------------|------|---------------|--------|----|
| 1 | LEVINE Nigel | GBR | 30 APR 1989 | 6 | 0.174 | 46.10 | |
| 2 | GREGAN Brian | IRL | 31 DEC 1989 | 5 | 0.172 | 46.12 | PB |
| 3 | LENNON-FORD Luke | GBR | 5 MAY 1989 | 4 | 0.190 | 46.22 | |
| 4 | KRASNOV Vladimir | RUS | 10 AUG 1990 | 3 | 0.226 | 46.29 | SB |
| 5 | ANNE Mame-Ibra | FRA | 7 NOV 1989 | 1 | 0.224 | 46.32 | PB |
| 6 | FÓRMANSKI Mateusz | POL | 22 FEB 1991 | 8 | 0.160 | 46.33 | |
| 7 | HUTSOL Yevhen | UKR | 13 MAY 1990 | 2 | 0.161 | 46.56 | PB |
| 8 | BUTRYM Vitaliy | UKR | 10 JAN 1991 | 7 | 0.194 | 46.96 | |


Results

**1500m Men
Round 1**
Start Time: 10:30

| Rank | Name | Nat | Date of Birth | Order | Result |
|------|------------------------|-----|---------------|-------|--------------|
| 1 | TUKHTACHEV Ivan | RUS | 12 JUL 1989 | 11 | 3:41.37 Q |
| 2 | BUSTOS David | ESP | 25 AUG 1990 | 4 | 3:41.37 Q |
| 3 | CARVALHO Florian | FRA | 9 MAR 1989 | 2 | 3:41.54 Q |
| 4 | SHANE James | GBR | 18 DEC 1989 | 6 | 3:41.55 Q |
| 5 | ULUS Cihat | TUR | 1 FEB 1990 | 14 | 3:41.67 q PB |
| 6 | BENITZ Timo | GER | 1 DEC 1991 | 10 | 3:41.82 q |
| 7 | IMEDIO Alberto | ESP | 24 MAY 1991 | 7 | 3:42.15 q |
| 8 | MASLOV Stanislav | UKR | 19 JAN 1989 | 15 | 3:45.21 q |
| 9 | PREDA George Daniel | ROU | 3 SEP 1991 | 17 | 3:45.83 |
| 10 | D'HOEDT Jeroen | BEL | 10 JAN 1990 | 7 | 3:46.07 Q |
| 11 | TOLSTIKHIN Marc | RUS | 22 MAY 1989 | 10 | 3:46.09 Q |
| 12 | KITS Keio | EST | 27 JUL 1989 | 13 | 3:46.24 Q |
| 13 | VOJTA Andreas | AUT | 9 JUN 1989 | 11 | 3:46.25 Q |
| 14 | FLØYSTAD Hans Kristian | NOR | 3 APR 1989 | 9 | 3:46.36 |
| 15 | ROBINSON Paul | IRL | 24 MAY 1991 | 6 | 3:46.52 |
| 16 | ATES Levent | TUR | 20 MAR 1991 | 9 | 3:46.80 |
| 17 | ZEBROWSKI Krzysztof | POL | 9 JUL 1990 | 15 | 3:46.93 |
| 18 | CORRALES Víctor | ESP | 12 MAR 1989 | 3 | 3:47.06 |
| 19 | ROSZKO Damian | POL | 11 NOV 1991 | 8 | 3:47.28 |
| 20 | CANTERO Bryan | FRA | 28 APR 1991 | 14 | 3:47.30 |
| 21 | CLORLEY Daniel | GBR | 1 OCT 1990 | 1 | 3:47.74 |
| 22 | VERWER Niels | NED | 10 JUL 1989 | 2 | 3:48.05 |
| 23 | KÁLLAY Dániel | HUN | 16 APR 1990 | 16 | 3:48.23 |
| 24 | GAREL Matthieu | FRA | 5 MAR 1990 | 5 | 3:49.16 |
| 25 | MCBREARTY Darren | IRL | 8 MAR 1991 | 3 | 3:50.39 |
| 26 | INGEBRIGTSEN Henrik | NOR | 24 FEB 1991 | 12 | 3:51.99 |
| 27 | STUBBE Matthias | BEL | 22 MAY 1990 | 4 | 3:53.99 |
| 28 | TRAVERS John | IRL | 16 MAR 1991 | 1 | 3:54.31 |
| 29 | HYDÉN Johan | SWE | 6 MAR 1989 | 16 | 4:05.00 |
| 30 | HAMDI Ali | BEL | 2 NOV 1989 | 5 | 4:08.73 |
| | BERLIN Antoine | MON | 2 AUG 1989 | 12 | DNF |
| | FONTANA Michele | ITA | 13 JUN 1991 | 8 | DNF |
| | SCAPINI Mario | ITA | 2 FEB 1989 | 13 | DNF |

**1500m Men
Round 1 Heat 1/2**
Start Time: 10:30

| Rank | Name | Nat | Date of Birth | Order | Result |
|------|------------------------|-----|---------------|-------|--------------|
| 1 | TUKHTACHEV Ivan | RUS | 12 JUL 1989 | 11 | 3:41.37 Q |
| 2 | BUSTOS David | ESP | 25 AUG 1990 | 4 | 3:41.37 Q |
| 3 | CARVALHO Florian | FRA | 9 MAR 1989 | 2 | 3:41.54 Q |
| 4 | SHANE James | GBR | 18 DEC 1989 | 6 | 3:41.55 Q |
| 5 | ULUS Cihat | TUR | 1 FEB 1990 | 14 | 3:41.67 q PB |
| 6 | BENITZ Timo | GER | 1 DEC 1991 | 10 | 3:41.82 q |
| 7 | IMEDIO Alberto | ESP | 24 MAY 1991 | 7 | 3:42.15 q |
| 8 | MASLOV Stanislav | UKR | 19 JAN 1989 | 15 | 3:45.21 q |
| 9 | PREDA George Daniel | ROU | 3 SEP 1991 | 17 | 3:45.83 |
| 10 | FLØYSTAD Hans Kristian | NOR | 3 APR 1989 | 9 | 3:46.36 |
| 11 | ROSZKO Damian | POL | 11 NOV 1991 | 8 | 3:47.28 |
| 12 | KÁLLAY Dániel | HUN | 16 APR 1990 | 16 | 3:48.23 |
| 13 | MCBREARTY Darren | IRL | 8 MAR 1991 | 3 | 3:50.39 |
| 14 | TRAVERS John | IRL | 16 MAR 1991 | 1 | 3:54.31 |
| 15 | HAMDI Ali | BEL | 2 NOV 1989 | 5 | 4:08.73 |
| | BERLIN Antoine | MON | 2 AUG 1989 | 12 | DNF |
| | SCAPINI Mario | ITA | 2 FEB 1989 | 13 | DNF |

INTERNET Service: www.european-athletics.org
Timing, Measurement & Data Service by  OMEGA

printed at SAT 16 JUL 2011 20:21

Page 3 of 28

Results

Round 1 Heat 1/2 (cont.)

| | | | |
|---------------------|-------|---------|------------------------------|
| Intermediate times: | 400m | 59.76 | CARVALHO Florian (FRA) |
| | 800m | 1:59.53 | FLØYSTAD Hans Kristian (NOR) |
| | 1200m | 2:59.46 | SHANE James (GBR) |

1500m Men

Round 1 Heat 2/2

Start Time: 10:40

| Rank | Name | Nat | Date of Birth | Order | Result |
|------|---------------------|-----|---------------|-------|-----------|
| 1 | D'HOEDT Jeroen | BEL | 10 JAN 1990 | 7 | 3:46.07 Q |
| 2 | TOLSTIKHIN Marc | RUS | 22 MAY 1989 | 10 | 3:46.09 Q |
| 3 | KITS Keio | EST | 27 JUL 1989 | 13 | 3:46.24 Q |
| 4 | VOJTA Andreas | AUT | 9 JUN 1989 | 11 | 3:46.25 Q |
| 5 | ROBINSON Paul | IRL | 24 MAY 1991 | 6 | 3:46.52 |
| 6 | ATES Levent | TUR | 20 MAR 1991 | 9 | 3:46.80 |
| 7 | ZEBROWSKI Krzysztof | POL | 9 JUL 1990 | 15 | 3:46.93 |
| 8 | CORRALES Víctor | ESP | 12 MAR 1989 | 3 | 3:47.06 |
| 9 | CANTERO Bryan | FRA | 28 APR 1991 | 14 | 3:47.30 |
| 10 | CLORLEY Daniel | GBR | 1 OCT 1990 | 1 | 3:47.74 |
| 11 | VERWER Niels | NED | 10 JUL 1989 | 2 | 3:48.05 |
| 12 | GAREL Matthieu | FRA | 5 MAR 1990 | 5 | 3:49.16 |
| 13 | INGEBRIGTSEN Henrik | NOR | 24 FEB 1991 | 12 | 3:51.99 |
| 14 | STUBBE Matthias | BEL | 22 MAY 1990 | 4 | 3:53.99 |
| 15 | HYDÉN Johan | SWE | 6 MAR 1989 | 16 | 4:05.00 |
| | FONTANA Michele | ITA | 13 JUN 1991 | 8 | DNF |

| | | | |
|---------------------|-------|---------|----------------------|
| Intermediate times: | 400m | 1:00.06 | D'HOEDT Jeroen (BEL) |
| | 800m | 2:03.49 | D'HOEDT Jeroen (BEL) |
| | 1200m | 3:04.57 | D'HOEDT Jeroen (BEL) |

Qualified: First 4 in each heat (Q) and 4 best performers (q) advance to the Final

5000m Men

Final

Start Time: 19:20

| Rank | Name | Nat | Date of Birth | Order | Result |
|------|-----------------------|-----|---------------|-------|----------|
| 1 | BURAAS Sindre | NOR | 8 MAY 1989 | 10 | 14:22.69 |
| 2 | MILLINGTON Ross | GBR | 19 SEP 1989 | 17 | 14:22.78 |
| 3 | VAN DER WIELEN Jesper | NED | 2 AUG 1991 | 3 | 14:23.31 |
| 4 | JOHANSSON Erik | SWE | 6 MAR 1989 | 11 | 14:24.44 |
| 5 | ALAIZ Roberto | ESP | 20 JUL 1990 | 13 | 14:24.62 |
| 6 | TEKELE Indelau | ISR | 24 MAR 1991 | 12 | 14:24.75 |
| 7 | RINGER Richard | GER | 27 FEB 1989 | 15 | 14:24.86 |
| 8 | PLATONAU Sjarhei | BLR | 12 DEC 1990 | 16 | 14:26.18 |
| 9 | EL MAZOURY Ahmed | ITA | 15 MAR 1990 | 2 | 14:27.90 |
| 10 | ALBUQUERQUE Bruno | POR | 10 JAN 1989 | 14 | 14:29.01 |
| 11 | SHALAMOV Vyacheslav | RUS | 8 JUL 1989 | 23 | 14:29.24 |
| 12 | BITCHELL Adam | GBR | 23 JUN 1991 | 8 | 14:29.57 |
| 13 | DENISSEL Simon | FRA | 22 MAY 1990 | 25 | 14:29.64 |
| 14 | HAHN Alexander | GER | 14 FEB 1989 | 18 | 14:30.09 |
| 15 | ABDI Bashir | BEL | 10 FEB 1989 | 6 | 14:30.52 |
| 16 | BOUCHIKHI Soufiane | BEL | 22 MAR 1990 | 9 | 14:32.71 |
| 17 | COMINOTTO Manuel | ITA | 1990 | 7 | 14:36.82 |
| 18 | MCDONNELL John | GBR | 22 NOV 1991 | 5 | 14:40.31 |
| 19 | NAGEEYE Abdi | NED | 2 MAR 1989 | 21 | 14:44.35 |
| 20 | MALDE Lars Erik | NOR | 28 JAN 1990 | 20 | 14:44.91 |
| 21 | DANIELSON Anton | SWE | 14 MAR 1990 | 22 | 14:48.56 |
| 22 | BOUCENA Vincent | FRA | 4 MAY 1990 | 1 | 14:55.51 |
| 23 | DI MARIA Julien | FRA | 30 OCT 1989 | 4 | 15:28.67 |
| | FERNANDEZ Aitor | ESP | 13 AUG 1991 | 24 | DNF |
| | IBRAHIMOV Hayle | AZE | 18 JAN 1990 | 19 | DNF |

Results

Final (cont.)

| | | | |
|---------------------|-------|----------|-----------------------------|
| Intermediate times: | 1000m | 3:00.43 | BOUCENA Vincent (FRA) |
| | 2000m | 6:00.07 | IBRAHIMOV Hayle (AZE) |
| | 3000m | 9:00.89 | SHALAMOV Vyacheslav (RUS) |
| | 4000m | 11:50.37 | VAN DER WIELEN Jesper (NED) |

110m Hurdles Men
Semifinal
Start Time: 17:30

| Rank | Name | Nat | Date of Birth | Lane | Result |
|------|------------------------|-----|---------------|------|------------|
| 1 | SHUBENKOV Sergey | RUS | 4 OCT 1990 | 4 | 13.64 Q |
| 2 | CLARKE Lawrence | GBR | 12 MAR 1990 | 5 | 13.65 Q |
| 3 | BAJI Balázs | HUN | 9 JUN 1989 | 6 | 13.68 Q PB |
| 4 | DRYOMIN Aleksey | RUS | 10 MAY 1989 | 3 | 13.72 Q |
| 5 | DELMESTRE Thomas | FRA | 31 MAR 1991 | 6 | 13.84 Q PB |
| 6 | MAŽÁČ Martin | CZE | 6 MAY 1990 | 8 | 13.87 q |
| 7 | MARQUART Julian | GER | 2 APR 1991 | 7 | 13.88 Q PB |
| 8 | VUKICEVIC Vladimir | NOR | 16 MAY 1991 | 1 | 13.89 q PB |
| 9 | DABÓ Rasul | POR | 14 FEB 1989 | 4 | 13.90 |
| 10 | SHABANOV Konstantin | RUS | 17 NOV 1989 | 5 | 13.94 |
| 11 | CALVI Michele | ITA | 7 JUN 1990 | 3 | 14.03 |
| 12 | PAPSO Viliam | SVK | 23 MAY 1989 | 2 | 14.05 |
| 13 | MARTINSEN Andreas | DEN | 17 JUL 1990 | 1 | 14.10 SB |
| 14 | LÓPEZ Francisco Javier | ESP | 29 DEC 1989 | 8 | 14.31 |
| 15 | HEINÄ Joonas-Ville | FIN | 11 MAY 1989 | 7 | 14.44 |
| | PENÁZ Petr | CZE | 27 AUG 1991 | 2 | DNF |

110m Hurdles Men
Semifinal 1/2
Start Time: 17:30

Wind: -0.8 m/s

| Rank | Name | Nat | Date of Birth | Lane | Reaction time | Result |
|------|--------------------|-----|---------------|------|---------------|------------|
| 1 | SHUBENKOV Sergey | RUS | 4 OCT 1990 | 4 | 0.181 | 13.64 Q |
| 2 | CLARKE Lawrence | GBR | 12 MAR 1990 | 5 | 0.164 | 13.65 Q |
| 3 | DELMESTRE Thomas | FRA | 31 MAR 1991 | 6 | 0.175 | 13.84 Q PB |
| 4 | MAŽÁČ Martin | CZE | 6 MAY 1990 | 8 | 0.175 | 13.87 q |
| 5 | CALVI Michele | ITA | 7 JUN 1990 | 3 | 0.160 | 14.03 |
| 6 | PAPSO Viliam | SVK | 23 MAY 1989 | 2 | 0.160 | 14.05 |
| 7 | MARTINSEN Andreas | DEN | 17 JUL 1990 | 1 | 0.176 | 14.10 SB |
| 8 | HEINÄ Joonas-Ville | FIN | 11 MAY 1989 | 7 | 0.163 | 14.44 |

110m Hurdles Men
Semifinal 2/2
Start Time: 17:37

Wind: -0.9 m/s

| Rank | Name | Nat | Date of Birth | Lane | Reaction time | Result |
|------|------------------------|-----|---------------|------|---------------|------------|
| 1 | BAJI Balázs | HUN | 9 JUN 1989 | 6 | 0.161 | 13.68 Q PB |
| 2 | DRYOMIN Aleksey | RUS | 10 MAY 1989 | 3 | 0.163 | 13.72 Q |
| 3 | MARQUART Julian | GER | 2 APR 1991 | 7 | 0.151 | 13.88 Q PB |
| 4 | VUKICEVIC Vladimir | NOR | 16 MAY 1991 | 1 | 0.146 | 13.89 q PB |
| 5 | DABÓ Rasul | POR | 14 FEB 1989 | 4 | 0.150 | 13.90 |
| 6 | SHABANOV Konstantin | RUS | 17 NOV 1989 | 5 | 0.167 | 13.94 |
| 7 | LÓPEZ Francisco Javier | ESP | 29 DEC 1989 | 8 | 0.214 | 14.31 |
| | PENÁZ Petr | CZE | 27 AUG 1991 | 2 | 0.181 | DNF |

Qualified: First 3 in each heat (Q) and 2 best performers (q) advance to the Final

Results

110m Hurdles Men
Final
Start Time: 18:50
Wind: -0.4 m/s

| Rank | Name | Nat | Date of Birth | Lane | Reaction time | Result |
|------|--------------------|-----|---------------|------|---------------|----------|
| 1 | SHUBENKOV Sergey | RUS | 4 OCT 1990 | 5 | 0.166 | 13.56 |
| 2 | BAJI Balázs | HUN | 9 JUN 1989 | 6 | 0.156 | 13.58 PB |
| 3 | CLARKE Lawrence | GBR | 12 MAR 1990 | 4 | 0.167 | 13.62 |
| 4 | DELMESTRE Thomas | FRA | 31 MAR 1991 | 7 | 0.171 | 13.62 PB |
| 5 | DRYOMIN Aleksey | RUS | 10 MAY 1989 | 3 | 0.152 | 13.74 |
| 6 | MAŽAC Martin | CZE | 6 MAY 1990 | 2 | 0.155 | 13.81 |
| 7 | VUKICEVIC Vladimir | NOR | 16 MAY 1991 | 1 | 0.141 | 13.90 |
| 8 | MARQUART Julian | GER | 2 APR 1991 | 8 | 0.127 | 13.91 |


400m Hurdles Men
Final
Start Time: 16:15

| Rank | Name | Nat | Date of Birth | Lane | Reaction time | Result |
|------|-------------------|-----|---------------|------|---------------|----------|
| 1 | GREEN Jack | GBR | 6 OCT 1991 | 7 | 0.194 | 49.13 |
| 2 | WOODWARD Nathan | GBR | 17 OCT 1989 | 6 | 0.178 | 49.28 |
| 3 | BEKRIC Emir | SRB | 14 MAR 1991 | 3 | 0.198 | 49.61 NR |
| 4 | ANDRIYANOV Nikita | RUS | 7 FEB 1990 | 5 | 0.180 | 49.62 PB |
| 5 | GRILLAS Hugo | FRA | 28 FEB 1989 | 1 | 0.202 | 49.76 PB |
| 6 | GOLLNOW David | GER | 8 APR 1989 | 2 | 0.201 | 49.97 PB |
| 7 | KOROKNAI Tibor | HUN | 24 JAN 1990 | 8 | 0.225 | 50.28 PB |
| 8 | FLANNERY Niall | GBR | 26 APR 1991 | 4 | 0.188 | 50.32 |

Pole Vault Men
Final
Start Time: 17:00

| Rank | Name | Nat | Date of Birth | Order | Result |
|------|------------------------|-----|---------------|-------|----------|
| 1 | WOJCIECHOWSKI Pawel | POL | 6 JUN 1989 | 11 | 5.70 PB |
| 2 | DILLA Karsten | GER | 12 MAY 1989 | 2 | 5.60 |
| 3 | ZHELYABIN Dmitriy | RUS | 20 MAY 1990 | 12 | 5.55 PB |
| 4 | STECCHI Claudio Michel | ITA | 23 NOV 1991 | 10 | 5.55 PB |
| 5 | IVAKIN Anton | RUS | 3 FEB 1991 | 6 | 5.50 =PB |
| 6 | HOLZDEPPE Raphael | GER | 28 SEP 1989 | 3 | 5.50 |
| 7 | YERYOMIN Ivan | UKR | 30 MAY 1989 | 9 | 5.30 |
| 8 | JØRGENSEN Rasmus | DEN | 23 JAN 1989 | 4 | 5.30 |
| 9 | PUJATS Pauls | LAT | 6 AUG 1991 | 1 | 5.30 =PB |
| 10 | OST Noël | FRA | 15 NOV 1989 | 8 | 5.20 |
| 11 | SOBERA Robert | POL | 19 JAN 1991 | 5 | 5.20 |
| 12 | PASIAK Adam | CZE | 18 JUL 1990 | 7 | 5.20 |

| | 4.95 | 5.10 | 5.20 | 5.30 | 5.35 | 5.40 | 5.45 | 5.50 | 5.55 | 5.60 | 5.65 | 5.70 | 5.75 | 5.80 | 5.85 |
|----|-------------------|------|------|------|------|------|------|------|------|------|------|------|------|------|------|
| 1 | WOJCIECHOWSKI P | - | - | - | - | xo | - | - | xo | - | o | o | x- | - | xx |
| 2 | DILLA Karsten | - | - | - | o | - | - | o | - | o | - | x- | xx | - | xx |
| 3 | ZHELYABIN Dmitriy | - | - | o | - | o | - | o | - | o | xx- | x | - | - | - |
| 4 | STECCHI C | - | - | xo | - | o | - | xo | - | xo | xxx | - | - | - | - |
| 5 | IVAKIN Anton | - | - | o | - | - | xo | - | o | - | xxx | - | - | - | - |
| 6 | HOLZDEPPE Raphael | - | - | - | - | - | - | xo | - | - | x- | x- | x | - | - |
| 7 | YERYOMIN Ivan | - | o | o | o | - | xxx | - | - | - | - | - | - | - | - |
| 8 | JØRGENSEN Rasmus | - | o | - | xo | - | x- | xx | - | - | - | - | - | - | - |
| 9 | PUJATS Pauls | o | o | o | xxo | xxx | - | - | - | - | - | - | - | - | - |
| 10 | OST Noël | o | o | o | xxx | - | - | - | - | - | - | - | - | - | - |
| 11 | SOBERA Robert | - | - | xo | - | - | xxx | - | - | - | - | - | - | - | - |
| 12 | PASIAK Adam | o | - | xxo | xxx | - | - | - | - | - | - | - | - | - | - |

INTERNET Service: www.european-athletics.org
Timing, Measurement & Data Service by 

printed at SAT 16 JUL 2011 20:21

Page 6 of 28

Results

Triple Jump Men
Qualification
Start Time: 12:05

| Rank | Name | Nat | Date of Birth | Order | Result | |
|------|------------------------|-----|---------------|-------|--------|------|
| 1 | EL-SHERYF Sheryf | UKR | 2 JAN 1989 | 2 | 16.45 | Q |
| 2 | FYODOROV Aleksey | RUS | 25 MAY 1991 | 10 | 16.43 | Q |
| 3 | SYUNIN Igor | EST | 4 DEC 1990 | 9 | 16.32 | Q |
| 4 | KOVALYOV Yuriy | RUS | 18 JUN 1991 | 9 | 16.30 | Q |
| 5 | GRECO Daniele | ITA | 1 MAR 1989 | 4 | 16.24 | Q |
| 6 | HOFFMANN Karol | POL | 1 JUN 1989 | 7 | 16.21 | Q |
| 7 | BACIU Alexandru George | ROU | 25 FEB 1991 | 6 | 16.13 | q SB |
| 8 | ATANASOV Zlatozar | BUL | 12 DEC 1989 | 5 | 16.02 | q |
| 9 | ZHUKOV Yevgeniy | RUS | 3 JAN 1989 | 8 | 15.99 | q |
| 10 | VOLOU Panayiotis | CYP | 1 SEP 1991 | 5 | 15.78 | q |
| 11 | AUCYNA Darius | LTU | 7 MAY 1989 | 3 | 15.75 | q SB |
| 12 | LENARD Norbert | ROU | 28 JUN 1989 | 7 | 15.55 | q |
| 13 | BALAN Anton | MDA | 3 JUL 1990 | 2 | 15.35 | |
| 14 | PALOMANES José | ESP | 2 JAN 1989 | 3 | 15.28 | |
| 15 | VEIGA Carlos | POR | 22 FEB 1989 | 1 | 14.71 | |
| | BAMBA Aboubacar | FRA | 20 JUN 1991 | 6 | NM | |
| | RAPINIER Yoann | FRA | 29 SEP 1989 | 1 | NM | |
| | TAMGHO Teddy | FRA | 15 JUN 1989 | 4 | NM | |
| | GIMENO Jorge | ESP | 16 FEB 1990 | 8 | DNS | |

| | 1 | 2 | 3 |
|----|-------------------------------|--------------|--------------|
| 1 | EL-SHERYF Sheryf 16.45 (-0.1) | | |
| 2 | FYODOROV Aleksey x (+1.2) | 16.43 (+1.3) | |
| 3 | SYUNIN Igor 15.85 (+1.9) | 13.37 (+0.5) | 16.32 (+0.9) |
| 4 | KOVALYOV Yuriy 16.30 (+1.3) | | |
| 5 | GRECO Daniele 16.24 (+0.1) | | |
| 6 | HOFFMANN Karol 16.21 (+0.9) | | |
| 7 | BACIU A 15.92 (-0.2) | 16.13 (+0.9) | 15.74 (0.0) |
| 8 | ATANASOV Zlatozar 16.02 (0.0) | x (+1.1) | x (+0.9) |
| 9 | ZHUKOV Yevgeniy 14.41 (+1.3) | 15.85 (+1.4) | 15.99 (+0.2) |
| 10 | VOLOU Panayiotis 15.22 (0.0) | 15.78 (+1.4) | 15.77 (+0.6) |
| 11 | AUCYNA Darius 15.48 (+0.7) | x (+1.0) | 15.75 (+1.2) |
| 12 | LENARD Norbert x (-0.2) | x (+0.8) | 15.55 (+1.0) |
| 13 | BALAN Anton x (+0.4) | 15.35 (+0.5) | 15.23 (+0.3) |
| 14 | PALOMANES José x (+0.2) | x (+0.2) | 15.28 (+0.7) |
| 15 | VEIGA Carlos 14.71 (+0.6) | x (+0.5) | x (+0.4) |
| | BAMBA Aboubacar x (+0.1) | x (+0.5) | x (+0.9) |
| | RAPINIER Yoann x (+0.9) | x (+0.8) | x (+0.7) |
| | TAMGHO Teddy - | - | - |
| | GIMENO Jorge | | |

Triple Jump Men
Qualification Group A
Start Time: 12:05

| Rank | Name | Nat | Date of Birth | Order | Result | |
|------|------------------------|-----|---------------|-------|--------|------|
| 1 | FYODOROV Aleksey | RUS | 25 MAY 1991 | 10 | 16.43 | Q |
| 2 | KOVALYOV Yuriy | RUS | 18 JUN 1991 | 9 | 16.30 | Q |
| 3 | GRECO Daniele | ITA | 1 MAR 1989 | 4 | 16.24 | Q |
| 4 | HOFFMANN Karol | POL | 1 JUN 1989 | 7 | 16.21 | Q |
| 5 | BACIU Alexandru George | ROU | 25 FEB 1991 | 6 | 16.13 | q SB |
| 6 | VOLOU Panayiotis | CYP | 1 SEP 1991 | 5 | 15.78 | q |
| 7 | AUCYNA Darius | LTU | 7 MAY 1989 | 3 | 15.75 | q SB |
| 8 | BALAN Anton | MDA | 3 JUL 1990 | 2 | 15.35 | |
| | RAPINIER Yoann | FRA | 29 SEP 1989 | 1 | NM | |
| | GIMENO Jorge | ESP | 16 FEB 1990 | 8 | DNS | |

Results

Qualification Group A (cont.)

| Qualification Group A | | 1 | 2 | 3 |
|-----------------------|------------------|--------------|--------------|--------------|
| 1 | FYODOROV Aleksey | x (+1.2) | 16.43 (+1.3) | |
| 2 | KOVALYOV Yuriy | 16.30 (+1.3) | | |
| 3 | GRECO Daniele | 16.24 (+0.1) | | |
| 4 | HOFFMANN Karol | 16.21 (+0.9) | | |
| 5 | BACIU A | 15.92 (-0.2) | 16.13 (+0.9) | 15.74 (0.0) |
| 6 | VOLOU Panayiotis | 15.22 (0.0) | 15.78 (+1.4) | 15.77 (+0.6) |
| 7 | AUCYNA Darius | 15.48 (+0.7) | x (+1.0) | 15.75 (+1.2) |
| 8 | BALAN Anton | x (+0.4) | 15.35 (+0.5) | 15.23 (+0.3) |
| | RAPINIER Yoann | x (+0.9) | x (+0.8) | x (+0.7) |
| | GIMENO Jorge | | | |

Triple Jump Men

Qualification Group B

Start Time: 12:05

| Rank | Name | Nat | Date of Birth | Order | Result |
|------|-------------------|-----|---------------|-------|---------|
| 1 | EL-SHERYF Sheryf | UKR | 2 JAN 1989 | 2 | 16.45 Q |
| 2 | SYUNIN Igor | EST | 4 DEC 1990 | 9 | 16.32 Q |
| 3 | ATANASOV Zlatozar | BUL | 12 DEC 1989 | 5 | 16.02 q |
| 4 | ZHUKOV Yevgeniy | RUS | 3 JAN 1989 | 8 | 15.99 q |
| 5 | LENARD Norbert | ROU | 28 JUN 1989 | 7 | 15.55 q |
| 6 | PALOMANES José | ESP | 2 JAN 1989 | 3 | 15.28 |
| 7 | VEIGA Carlos | POR | 22 FEB 1989 | 1 | 14.71 |
| | BAMBA Aboubacar | FRA | 20 JUN 1991 | 6 | NM |
| | TAMGHO Teddy | FRA | 15 JUN 1989 | 4 | NM |

| | | 1 | 2 | 3 |
|---|-------------------|--------------|--------------|--------------|
| 1 | EL-SHERYF Sheryf | 16.45 (-0.1) | | |
| 2 | SYUNIN Igor | 15.85 (+1.9) | 13.37 (+0.5) | 16.32 (+0.9) |
| 3 | ATANASOV Zlatozar | 16.02 (0.0) | x (+1.1) | x (+0.9) |
| 4 | ZHUKOV Yevgeniy | 14.41 (+1.3) | 15.85 (+1.4) | 15.99 (+0.2) |
| 5 | LENARD Norbert | x (-0.2) | x (+0.8) | 15.55 (+1.0) |
| 6 | PALOMANES José | x (+0.2) | x (+0.2) | 15.28 (+0.7) |
| 7 | VEIGA Carlos | 14.71 (+0.6) | x (+0.5) | x (+0.4) |
| | BAMBA Aboubacar | x (+0.1) | x (+0.5) | x (+0.9) |
| | TAMGHO Teddy | - | - | - |

Qualified: qualifying perf. 16.20 (Q) or 12 best performers (q) to the advance to the Final

Results

**Discus Men
Qualification**

Start Time: 12:25

| Rank | Name | Nat | Date of Birth | Order | Result |
|------|-------------------------|-----|---------------|-------|------------|
| 1 | OKOYE Lawrence | GBR | 6 OCT 1991 | 14 | 59.97 Q |
| 2 | JASINSKI Daniel | GER | 5 AUG 1989 | 5 | 59.84 Q |
| 3 | WOLF Gordon | GER | 17 JAN 1990 | 9 | 59.19 Q |
| 4 | SERES András | HUN | 31 JAN 1989 | 8 | 59.09 Q PB |
| 5 | NESTERENKO Mykyta | UKR | 15 APR 1991 | 11 | 59.00 Q |
| 6 | PREMERU Marin | CRO | 29 AUG 1990 | 13 | 58.43 q |
| 7 | TRÉMOS Yeóryios | GRE | 21 MAR 1989 | 3 | 58.06 q |
| 8 | DVORNIKOV Mikhail | RUS | 15 AUG 1989 | 9 | 57.41 q |
| 9 | HARTING Christoph | GER | 4 OCT 1990 | 8 | 57.37 q |
| 10 | KARAMFILOV Rosen | BUL | 4 JAN 1989 | 3 | 57.11 q |
| 11 | AMUNDGÅRD Fredrik | NOR | 12 JAN 1989 | 5 | 57.06 q |
| 12 | VONAVKA Tomáš | CZE | 4 JUN 1990 | 10 | 57.03 q |
| 13 | GUDZIUS Andrius | LTU | 14 FEB 1991 | 14 | 56.58 SB |
| 14 | NIIT Priidu | EST | 27 JAN 1990 | 7 | 55.96 |
| 15 | KUPPER Martin | EST | 31 MAY 1989 | 6 | 55.82 |
| 16 | RUSKYS Eligijus | LTU | 1 DEC 1990 | 1 | 55.47 |
| 17 | BERNTSEN Magnus Røsholm | NOR | 19 OCT 1989 | 4 | 55.42 |
| 18 | KARLSSON Johnny | SWE | 22 AUG 1989 | 11 | 55.07 |
| 19 | GAG Andrei | ROU | 7 APR 1991 | 7 | 54.83 |
| 20 | NISKALA Pyry | FIN | 6 NOV 1990 | 2 | 53.66 |
| 21 | HRUSKA Vladislav | CZE | 10 JAN 1989 | 2 | 53.62 |
| 22 | DJOUHAN Lolassonn | FRA | 18 MAY 1991 | 12 | 53.54 |
| 23 | ALBERTAZZI Eduardo | ITA | 14 SEP 1991 | 13 | 52.80 |
| 24 | STASEK Martin | CZE | 8 APR 1989 | 4 | 51.97 |
| 25 | JAKOBSSON Blake | ISL | 31 AUG 1991 | 6 | 50.94 |
| 26 | LEVI Itamar | ISR | 11 NOV 1991 | 12 | 50.62 |
| | MORSE Brett | GBR | 11 FEB 1989 | 1 | NM |
| | QUIRKE Colin | IRL | 17 JUN 1990 | 10 | NM |

| | 1 | 2 | 3 |
|----|--------------------|-------|-------|
| 1 | OKOYE Lawrence | x | 59.97 |
| 2 | JASINSKI Daniel | 59.84 | |
| 3 | WOLF Gordon | 56.69 | 57.76 |
| 4 | SERES András | 56.87 | x |
| 5 | NESTERENKO Mykyta | 59.00 | |
| 6 | PREMERU Marin | 57.82 | 58.43 |
| 7 | TRÉMOS Yeóryios | 50.25 | 56.02 |
| 8 | DVORNIKOV Mikhail | x | 57.41 |
| 9 | HARTING Christoph | 57.37 | x |
| 10 | KARAMFILOV Rosen | 54.18 | 57.11 |
| 11 | AMUNDGÅRD Fredrik | 56.01 | x |
| 12 | VONAVKA Tomáš | 57.03 | x |
| 13 | GUDZIUS Andrius | x | 56.58 |
| 14 | NIIT Priidu | x | 55.96 |
| 15 | KUPPER Martin | 55.64 | x |
| 16 | RUSKYS Eligijus | x | 52.86 |
| 17 | BERNTSEN M | 55.42 | 55.02 |
| 18 | KARLSSON Johnny | 55.07 | 54.92 |
| 19 | GAG Andrei | 54.83 | x |
| 20 | NISKALA Pyry | 53.66 | 53.41 |
| 21 | HRUSKA Vladislav | 53.62 | x |
| 22 | DJOUHAN Lolassonn | x | 53.13 |
| 23 | ALBERTAZZI Eduardo | 52.80 | x |
| 24 | STASEK Martin | x | 51.97 |
| 25 | JAKOBSSON Blake | 50.94 | 49.85 |
| 26 | LEVI Itamar | 50.62 | 49.23 |
| | MORSE Brett | x | x |
| | QUIRKE Colin | x | x |

Results

Discus Men
Qualification Group A
Start Time: 12:25

| Rank | Name | Nat | Date of Birth | Order | Result |
|------|-------------------------|-----|---------------|-------|------------|
| 1 | OKOYE Lawrence | GBR | 6 OCT 1991 | 14 | 59.97 Q |
| 2 | JASINSKI Daniel | GER | 5 AUG 1989 | 5 | 59.84 Q |
| 3 | WOLF Gordon | GER | 17 JAN 1990 | 9 | 59.19 Q |
| 4 | SERES András | HUN | 31 JAN 1989 | 8 | 59.09 Q PB |
| 5 | PREMERU Marin | CRO | 29 AUG 1990 | 13 | 58.43 q |
| 6 | KARAMFILOV Rosen | BUL | 4 JAN 1989 | 3 | 57.11 q |
| 7 | KUPPER Martin | EST | 31 MAY 1989 | 6 | 55.82 |
| 8 | RUSKYS Eligijus | LTU | 1 DEC 1990 | 1 | 55.47 |
| 9 | BERNTSEN Magnus Røsholm | NOR | 19 OCT 1989 | 4 | 55.42 |
| 10 | KARLSSON Johnny | SWE | 22 AUG 1989 | 11 | 55.07 |
| 11 | GAG Andrei | ROU | 7 APR 1991 | 7 | 54.83 |
| 12 | HRUSKA Vladislav | CZE | 10 JAN 1989 | 2 | 53.62 |
| 13 | DJOUHAN Lolassonn | FRA | 18 MAY 1991 | 12 | 53.54 |
| | QUIRKE Colin | IRL | 17 JUN 1990 | 10 | NM |

| | 1 | 2 | 3 |
|----|-------------------|-------|-------------|
| 1 | OKOYE Lawrence | x | 59.97 |
| 2 | JASINSKI Daniel | 59.84 | |
| 3 | WOLF Gordon | 56.69 | 59.19 |
| 4 | SERES András | 56.87 | x 59.09 |
| 5 | PREMERU Marin | 57.82 | 58.43 - |
| 6 | KARAMFILOV Rosen | 54.18 | 57.11 x |
| 7 | KUPPER Martin | 55.64 | x 55.82 |
| 8 | RUSKYS Eligijus | x | 52.86 55.47 |
| 9 | BERNTSEN M | 55.42 | 55.02 53.90 |
| 10 | KARLSSON Johnny | 55.07 | 54.92 x |
| 11 | GAG Andrei | 54.83 | x x |
| 12 | HRUSKA Vladislav | 53.62 | x 52.36 |
| 13 | DJOUHAN Lolassonn | x | 53.13 53.54 |
| | QUIRKE Colin | x | x |

Discus Men
Qualification Group B
Start Time: 13:35

| Rank | Name | Nat | Date of Birth | Order | Result |
|------|--------------------|-----|---------------|-------|----------|
| 1 | NESTERENKO Mykyta | UKR | 15 APR 1991 | 11 | 59.00 Q |
| 2 | TRÉMOS Yeóryios | GRE | 21 MAR 1989 | 3 | 58.06 q |
| 3 | DVORNIKOV Mikhail | RUS | 15 AUG 1989 | 9 | 57.41 q |
| 4 | HARTING Christoph | GER | 4 OCT 1990 | 8 | 57.37 q |
| 5 | AMUNDGÅRD Fredrik | NOR | 12 JAN 1989 | 5 | 57.06 q |
| 6 | VONAVKA Tomáš | CZE | 4 JUN 1990 | 10 | 57.03 q |
| 7 | GUDZIUS Andrius | LTU | 14 FEB 1991 | 14 | 56.58 SB |
| 8 | NIIT Priidu | EST | 27 JAN 1990 | 7 | 55.96 |
| 9 | NISKALA Pyry | FIN | 6 NOV 1990 | 2 | 53.66 |
| 10 | ALBERTAZZI Eduardo | ITA | 14 SEP 1991 | 13 | 52.80 |
| 11 | STASEK Martin | CZE | 8 APR 1989 | 4 | 51.97 |
| 12 | JAKOBSSON Blake | ISL | 31 AUG 1991 | 6 | 50.94 |
| 13 | LEVI Itamar | ISR | 11 NOV 1991 | 12 | 50.62 |
| | MORSE Brett | GBR | 11 FEB 1989 | 1 | NM |

Results

Qualification Group B (cont.)

| Qualification Group B | | 1 | 2 | 3 |
|-----------------------|--------------------|-------|-------|-------|
| 1 | NESTERENKO Mykyta | 59.00 | | |
| 2 | TREMOS Yeóryios | 50.25 | 56.02 | 58.06 |
| 3 | DVORNIKOV Mikhail | x | 57.41 | x |
| 4 | HARTING Christoph | 57.37 | x | 56.38 |
| 5 | AMUNDGÅRD Fredrik | 56.01 | x | 57.06 |
| 6 | VONAVKA Tomáš | 57.03 | x | x |
| 7 | GUDZIUS Andrius | x | 56.58 | x |
| 8 | NIIT Priidu | x | 55.96 | x |
| 9 | NISKALA Pyry | 53.66 | 53.41 | 52.60 |
| 10 | ALBERTAZZI Eduardo | 52.80 | x | x |
| 11 | STASEK Martin | x | 51.97 | x |
| 12 | JAKOBSSON Blake | 50.94 | 49.85 | x |
| 13 | LEVI Itamar | 50.62 | 49.23 | 49.59 |
| | MORSE Brett | x | x | x |

Qualified: qualifying perf. 58.50 (Q) or 12 best performers (q) to the advance to the Final

Hammer Men

Qualification

Start Time: 10:00

| Rank | Name | Nat | Date of Birth | Order | Result |
|------|----------------------|-----|---------------|-------|---------|
| 1 | FAJDEK Pawel | POL | 4 JUN 1989 | 4 | 74.33 Q |
| 2 | KALAMOYETS Sjarhei | BLR | 11 AUG 1989 | 8 | 72.95 Q |
| 3 | CIENFUEGOS Javier | ESP | 15 JUL 1990 | 1 | 71.28 q |
| 4 | HUDI Ákos | HUN | 10 AUG 1991 | 8 | 70.56 q |
| 5 | KOCHNEV Aleksey | RUS | 6 APR 1990 | 7 | 70.56 q |
| 6 | DUBITSKI Aleh | BLR | 19 OCT 1990 | 1 | 70.33 q |
| 7 | SZABÓ Dániel | HUN | 28 JUN 1991 | 6 | 70.10 q |
| 8 | JOHANSSON Markus | SWE | 8 MAY 1990 | 2 | 70.09 q |
| 9 | MARTYNYUK Andriy | UKR | 25 SEP 1990 | 7 | 69.47 q |
| 10 | RAUHUT Norbert | POL | 17 JAN 1990 | 3 | 69.21 q |
| 11 | HENRIKSEN Eivind | NOR | 14 SEP 1990 | 5 | 69.15 q |
| 12 | NOWICKI Wojciech | POL | 22 FEB 1989 | 4 | 68.04 q |
| 13 | MICUDA Mirko | CRO | 22 DEC 1989 | 11 | 67.24 |
| 14 | RÄSÄNEN Kai | FIN | 29 JUN 1990 | 3 | 67.00 |
| 15 | BICHLER Johannes | GER | 3 JUL 1990 | 2 | 66.00 |
| 16 | FALLONI Simone | ITA | 26 SEP 1991 | 9 | 65.43 |
| 17 | BAREISHA Pavel | BLR | 16 FEB 1991 | 12 | 65.41 |
| 18 | KOLOKOTRONIS Michael | CYP | 8 DEC 1990 | 10 | 64.39 |
| 19 | PETROVSZKI Tibor | HUN | 8 NOV 1989 | 11 | 64.11 |
| 20 | LEHEMETS Martin | EST | 6 MAR 1991 | 9 | 62.61 |
| 21 | MEHES Alexandru | ROU | 7 JUN 1991 | 10 | 61.48 |
| 22 | GAILIS Edgars | LAT | 22 SEP 1991 | 5 | 59.25 |
| 23 | DVORÁK Jan | CZE | 8 APR 1990 | 6 | 58.08 |

Results

Qualification (cont.)

| Qualification | | 1 | 2 | 3 |
|---------------|--------------------|-------|-------|-------|
| 1 | FAJDEK Pawel | x | 74.33 | |
| 2 | KALAMOYETS Siarhei | 70.56 | 72.95 | |
| 3 | CIENFUEGOS Javier | 71.28 | 70.76 | x |
| 4 | HUDI Ákos | 70.46 | 68.96 | 70.56 |
| 5 | KOCHNEV Aleksey | 70.56 | 69.72 | x |
| 6 | DUBITSKI Aleh | 63.65 | x | 70.33 |
| 7 | SZABÓ Dániel | 68.95 | 70.10 | 69.34 |
| 8 | JOHANSSON Markus | 68.66 | 68.66 | 70.09 |
| 9 | MARTYNYUK Andriy | x | x | 69.47 |
| 10 | RAUHUT Norbert | 66.30 | 69.21 | x |
| 11 | HENRIKSEN Eivind | 67.37 | 66.77 | 69.15 |
| 12 | NOWICKI Wojciech | 65.98 | 68.04 | x |
| 13 | MICUDA Mirko | 67.06 | x | 67.24 |
| 14 | RÄSÄNEN Kai | x | 67.00 | 66.75 |
| 15 | BICHLER Johannes | 66.00 | 65.93 | x |
| 16 | FALLONI Simone | 61.29 | 65.43 | 65.28 |
| 17 | BAREISHA Pavel | x | x | 65.41 |
| 18 | KOLOKOTRONIS M | 61.76 | 64.39 | 63.87 |
| 19 | PETROVSZKI Tibor | 64.11 | x | x |
| 20 | LEHEMETS Martin | 60.72 | 60.08 | 62.61 |
| 21 | MEHES Alexandru | 61.00 | x | 61.48 |
| 22 | GAILIS Edgars | x | 59.25 | x |
| 23 | DVORÁK Jan | 57.56 | 58.08 | 57.53 |

Hammer Men

Qualification Group A

Start Time: 10:00

| Rank | Name | Nat | Date of Birth | Order | Result |
|------|-------------------|-----|---------------|-------|---------|
| 1 | FAJDEK Pawel | POL | 4 JUN 1989 | 4 | 74.33 Q |
| 2 | CIENFUEGOS Javier | ESP | 15 JUL 1990 | 1 | 71.28 q |
| 3 | HUDI Ákos | HUN | 10 AUG 1991 | 8 | 70.56 q |
| 4 | JOHANSSON Markus | SWE | 8 MAY 1990 | 2 | 70.09 q |
| 5 | MARTYNYUK Andriy | UKR | 25 SEP 1990 | 7 | 69.47 q |
| 6 | MICUDA Mirko | CRO | 22 DEC 1989 | 11 | 67.24 |
| 7 | RÄSÄNEN Kai | FIN | 29 JUN 1990 | 3 | 67.00 |
| 8 | FALLONI Simone | ITA | 26 SEP 1991 | 9 | 65.43 |
| 9 | BAREISHA Pavel | BLR | 16 FEB 1991 | 12 | 65.41 |
| 10 | MEHES Alexandru | ROU | 7 JUN 1991 | 10 | 61.48 |
| 11 | GAILIS Edgars | LAT | 22 SEP 1991 | 5 | 59.25 |
| 12 | DVORÁK Jan | CZE | 8 APR 1990 | 6 | 58.08 |

| | 1 | 2 | 3 |
|----|-------------------|-------|-------|
| 1 | FAJDEK Pawel | x | 74.33 |
| 2 | CIENFUEGOS Javier | 71.28 | 70.76 |
| 3 | HUDI Ákos | 70.46 | 68.96 |
| 4 | JOHANSSON Markus | 68.66 | 68.66 |
| 5 | MARTYNYUK Andriy | x | x |
| 6 | MICUDA Mirko | 67.06 | x |
| 7 | RÄSÄNEN Kai | x | 67.00 |
| 8 | FALLONI Simone | 61.29 | 65.43 |
| 9 | BAREISHA Pavel | x | x |
| 10 | MEHES Alexandru | 61.00 | x |
| 11 | GAILIS Edgars | x | 59.25 |
| 12 | DVORÁK Jan | 57.56 | 58.08 |

Results

Hammer Men
Qualification Group B
Start Time: 11:10

| Rank | Name | Nat | Date of Birth | Order | Result |
|------|----------------------|-----|---------------|-------|---------|
| 1 | KALAMOYETS Sjarhei | BLR | 11 AUG 1989 | 8 | 72.95 Q |
| 2 | KOCHNEV Aleksey | RUS | 6 APR 1990 | 7 | 70.56 q |
| 3 | DUBITSKI Aleh | BLR | 19 OCT 1990 | 1 | 70.33 q |
| 4 | SZABÓ Dániel | HUN | 28 JUN 1991 | 6 | 70.10 q |
| 5 | RAUHUT Norbert | POL | 17 JAN 1990 | 3 | 69.21 q |
| 6 | HENRIKSEN Eivind | NOR | 14 SEP 1990 | 5 | 69.15 q |
| 7 | NOWICKI Wojciech | POL | 22 FEB 1989 | 4 | 68.04 q |
| 8 | BICHLER Johannes | GER | 3 JUL 1990 | 2 | 66.00 |
| 9 | KOLOKOTRONIS Michael | CYP | 8 DEC 1990 | 10 | 64.39 |
| 10 | PETROVSZKI Tibor | HUN | 8 NOV 1989 | 11 | 64.11 |
| 11 | LEHEMETS Martin | EST | 6 MAR 1991 | 9 | 62.61 |

| | 1 | 2 | 3 |
|----|--------------------|-------|-------|
| 1 | KALAMOYETS Sjarhei | 70.56 | 72.95 |
| 2 | KOCHNEV Aleksey | 70.56 | 69.72 |
| 3 | DUBITSKI Aleh | 63.65 | x |
| 4 | SZABÓ Dániel | 68.95 | 70.10 |
| 5 | RAUHUT Norbert | 66.30 | 69.21 |
| 6 | HENRIKSEN Eivind | 67.37 | 69.15 |
| 7 | NOWICKI Wojciech | 65.98 | 68.04 |
| 8 | BICHLER Johannes | 66.00 | 65.93 |
| 9 | KOLOKOTRONIS M | 61.76 | 64.39 |
| 10 | PETROVSZKI Tibor | 64.11 | x |
| 11 | LEHEMETS Martin | 60.72 | 60.08 |

Qualified: qualifying perf. 72.00 (Q) or 12 best performers (q) to the advance to the Final

Javelin Men
Final
Start Time: 17:25

| Rank | Name | Nat | Date of Birth | Order | Result |
|------|--------------------|-----|---------------|-------|----------|
| 1 | WÖSCHLER Till | GER | 9 JUN 1991 | 6 | 84.38 PB |
| 2 | AVAN Fatih | TUR | 1 JAN 1989 | 4 | 84.11 |
| 3 | TARABIN Dmitry | RUS | 22 OCT 1991 | 7 | 83.18 |
| 4 | AMB Kim | SWE | 18 JAN 1990 | 8 | 79.48 PB |
| 5 | GRZESZCZUK Lukasz | POL | 3 MAR 1990 | 10 | 79.02 |
| 6 | LEHTOLA Sampo | FIN | 10 MAY 1989 | 5 | 78.50 PB |
| 7 | RÖHLER Thomas | GER | 30 SEP 1991 | 11 | 78.20 PB |
| 8 | KOSYNSKY Dmytro | UKR | 31 MAR 1989 | 1 | 78.09 |
| 9 | LAANMÄE Tanel | EST | 29 SEP 1989 | 9 | 73.20 |
| 10 | SZALECKI Krzysztof | POL | 3 FEB 1991 | 3 | 71.94 |
| 11 | PLENER Marcin | POL | 22 AUG 1990 | 12 | 71.77 |
| 12 | ŽUNIC Stipe | CRO | 13 DEC 1990 | 2 | 69.53 |

| | 1 | 2 | 3 | 4 | 5 | 6 |
|----|--------------------|-------|-------|-------|-------|-------|
| 1 | WÖSCHLER Till | 84.38 | 77.19 | x | - | - |
| 2 | AVAN Fatih | 77.56 | 73.42 | x | 82.24 | 84.11 |
| 3 | TARABIN Dmitry | 78.68 | 77.37 | 81.65 | 83.18 | 78.18 |
| 4 | AMB Kim | 78.53 | 74.20 | 78.85 | 77.83 | 79.48 |
| 5 | GRZESZCZUK Lukasz | 79.02 | 76.56 | 78.91 | x | 77.07 |
| 6 | LEHTOLA Sampo | 73.78 | 73.65 | 78.50 | 76.81 | x |
| 7 | RÖHLER Thomas | 77.67 | 74.87 | x | 78.20 | x |
| 8 | KOSYNSKY Dmytro | 72.83 | 76.74 | 78.09 | 77.67 | 76.35 |
| 9 | LAANMÄE Tanel | 70.65 | 73.20 | x | - | - |
| 10 | SZALECKI Krzysztof | 68.39 | x | 71.94 | - | - |
| 11 | PLENER Marcin | 71.15 | 71.77 | 68.17 | - | - |
| 12 | ŽUNIC Stipe | 69.48 | x | 69.53 | - | - |


Results

4x400m Relay Men
Round 1
Start Time: 11:50

| Rank | Nat | Nation | Lane | Result |
|------|-----|---|--|-----------|
| 1 | GER | Germany | 4 | 3:05.69 Q |
| | | 1 - WIESEND Benedikt (4 JUN 1991) 3 - ZENDER Niklas (28 AUG 1990) | 2 - JONAS Benjamin (22 FEB 1990) 4 - KAISER Marco (21 JAN 1991) | |
| 2 | POL | Poland | 6 | 3:05.96 Q |
| | | 1 - GRYNKIEWICZ Marcin (29 MAR 1990) 3 - KRAWCZUK Lukasz (15 JUN 1989) | 2 - KRZEWINA Jakub (10 OCT 1989) 4 - OMELKO Rafal (16 JAN 1989) | |
| 3 | GBR | Great Britain & NI | 6 | 3:06.77 Q |
| | | 1 - PERSENT Louis (18 JUL 1990) 3 - DORAN Harry (23 DEC 1990) | 2 - PHILLIPS Thomas (23 APR 1989) 4 - BOWIE Jamie (1 APR 1989) | |
| 4 | RUS | Russia | 2 | 3:07.79 Q |
| | | 1 - KENIG Aleksey (15 AUG 1990) 3 - VOLOBUEV Anton (13 AUG 1991) | 2 - LUKYANENKO Artem (30 JAN 1990) 4 - VAZHOV Artem (16 FEB 1991) | |
| 5 | ESP | Spain | 5 | 3:08.28 Q |
| | | 1 - SANZ Javier (19 JUL 1989) 3 - FERNÁNDEZ Pablo (22 JUL 1991) | 2 - GARCÍA Samuel (4 DEC 1991) 4 - OROZCO Marc (4 SEP 1989) | |
| 6 | LAT | Latvia | 3 | 3:08.72 q |
| | | 1 - DAUBE Karlis (21 APR 1989) 3 - ZACESTS Martin (16 AUG 1990) | 2 - BALTUŠS Janis (26 JUN 1991) 4 - LEITIS Janis (13 APR 1989) | |
| 7 | FRA | France | 2 | 3:09.77 Q |
| | | 1 - CHELALA Angel (23 AUG 1989) 3 - THIEURY Simon (24 JAN 1989) | 2 - MINYEM Martial (26 OCT 1990) 4 - LEROY Brice (26 JUN 1989) | |
| 8 | ITA | Italy | 5 | 3:12.12 q |
| | | 1 - FONTANA Domenico (11 OCT 1989) 3 - GALLINA Andrea (2 APR 1989) | 2 - PANIZZA Giacomo (30 JUL 1989) 4 - CAPPELLIN F (18 AUG 1990) | |
| 9 | SUI | Switzerland | 3 | 3:15.11 |
| | | 1 - ANGELELLA Daniele (12 MAR 1991) 3 - LUTZ Silvan (17 OCT 1990) | 2 - PUEMI Jonathan (7 APR 1991) 4 - HUSSEIN Kariem (1 APR 1989) | |
| | UKR | Ukraine | 4 | DNF |
| | | 1 - TESLENKO Denys (18 APR 1989) 3 - KAZBAN Artem (23 MAR 1990) | 2 - KAYAFA Oleh (4 APR 1989) 4 - BUTRYM Vitaliy (10 JAN 1991) | |

4x400m Relay Men
Round 1 Heat 1/2
Start Time: 11:50

| Rank | Nat | Nation | Lane | Reaction time | Result |
|------|-----|---|--|---------------|-----------|
| 1 | GBR | Great Britain & NI | 6 | 0.188 | 3:06.77 Q |
| | | 1 - PERSENT Louis (18 JUL 1990) 3 - DORAN Harry (23 DEC 1990) | 2 - PHILLIPS Thomas (23 APR 1989) 4 - BOWIE Jamie (1 APR 1989) | | |
| 2 | RUS | Russia | 2 | 0.217 | 3:07.79 Q |
| | | 1 - KENIG Aleksey (15 AUG 1990) 3 - VOLOBUEV Anton (13 AUG 1991) | 2 - LUKYANENKO Artem (30 JAN 1990) 4 - VAZHOV Artem (16 FEB 1991) | | |
| 3 | ESP | Spain | 5 | 0.183 | 3:08.28 Q |
| | | 1 - SANZ Javier (19 JUL 1989) 3 - FERNÁNDEZ Pablo (22 JUL 1991) | 2 - GARCÍA Samuel (4 DEC 1991) 4 - OROZCO Marc (4 SEP 1989) | | |
| 4 | LAT | Latvia | 3 | 0.154 | 3:08.72 q |
| | | 1 - DAUBE Karlis (21 APR 1989) 3 - ZACESTS Martin (16 AUG 1990) | 2 - BALTUŠS Janis (26 JUN 1991) 4 - LEITIS Janis (13 APR 1989) | | |
| | UKR | Ukraine | 4 | 0.212 | DNF |
| | | 1 - TESLENKO Denys (18 APR 1989) 3 - KAZBAN Artem (23 MAR 1990) | 2 - KAYAFA Oleh (4 APR 1989) 4 - BUTRYM Vitaliy (10 JAN 1991) | | |

INTERNET Service: www.european-athletics.org
Timing, Measurement & Data Service by  OMEGA

printed at SAT 16 JUL 2011 20:21

Page 14 of 28

Results

4x400m Relay Men
Round 1 Heat 2/2
Start Time: 11:58

| Rank | Nat | Nation | Lane | Reaction time | Result |
|------|-----|-------------|---|---------------|-----------|
| 1 | GER | Germany | 4 | 0.194 | 3:05.69 Q |
| | | | 1 - WIESEND Benedikt (4 JUN 1991) 2 - JONAS Benjamin (22 FEB 1990) 3 - ZENDER Niklas (28 AUG 1990) 4 - KAISER Marco (21 JAN 1991) | | |
| 2 | POL | Poland | 6 | 0.177 | 3:05.96 Q |
| | | | 1 - GRYNKIEWICZ Marcin (29 MAR 1990) 2 - KRZEWINA Jakub (10 OCT 1989) 3 - KRAWCZUK Lukasz (15 JUN 1989) 4 - OMELKO Rafal (16 JAN 1989) | | |
| 3 | FRA | France | 2 | 0.176 | 3:09.77 Q |
| | | | 1 - CHELALA Angel (23 AUG 1989) 2 - MINYEM Martial (26 OCT 1990) 3 - THIEURY Simon (24 JAN 1989) 4 - LEROY Brice (26 JUN 1989) | | |
| 4 | ITA | Italy | 5 | 0.214 | 3:12.12 q |
| | | | 1 - FONTANA Domenico (11 OCT 1989) 2 - PANIZZA Giacomo (30 JUL 1989) 3 - GALLINA Andrea (2 APR 1989) 4 - CAPPELLIN F (18 AUG 1990) | | |
| 5 | SUI | Switzerland | 3 | 0.154 | 3:15.11 |
| | | | 1 - ANGELELLA Daniele (12 MAR 1991) 2 - PUEMI Jonathan (7 APR 1991) 3 - LUTZ Silvan (17 OCT 1990) 4 - HUSSEIN Kariem (1 APR 1989) | | |

Qualified: First 3 in each heat (Q) and 2 best performers (q) advance to the Final

200m Women
Semifinal
Start Time: 11:15


| Rank | Name | Nat | Date of Birth | Lane | Result |
|------|--------------------|-----|---------------|------|------------|
| 1 | HJELMER Moa | SWE | 19 JUN 1990 | 6 | 23.20 Q PB |
| 2 | PIZHANKOVA Darya | UKR | 9 JAN 1990 | 5 | 23.26 Q |
| 3 | DOPHEIDE Marit | NED | 28 DEC 1990 | 4 | 23.35 Q PB |
| 4 | HAGEN Anouk | NED | 30 APR 1990 | 3 | 23.39 Q PB |
| 5 | KIELBASINSKA Anna | POL | 26 JUN 1990 | 3 | 23.40 Q |
| 6 | OGRAZEANU Andreea | ROU | 24 MAR 1990 | 5 | 23.51 q |
| 7 | OPON Martyna | POL | 12 SEP 1991 | 7 | 23.62 q PB |
| 8 | VASSELL Kadene | NED | 29 JAN 1989 | 1 | 23.70 Q PB |
| 9 | GASSER Jacqueline | SUI | 23 FEB 1990 | 4 | 23.81 |
| 10 | GAYDU Emilie | FRA | 5 FEB 1989 | 7 | 23.82 |
| 11 | GARCÍA Estela | ESP | 20 MAR 1989 | 8 | 23.87 =PB |
| 12 | WHELAN Niamh | IRL | 26 JUL 1990 | 2 | 23.92 |
| 13 | DIAMOND Emily | GBR | 11 JUN 1991 | 6 | 23.98 |
| 14 | GOUJON Sarah | FRA | 11 SEP 1990 | 2 | 24.05 =SB |
| 15 | AMIDEI Martina | ITA | 8 APR 1991 | 1 | 24.15 |
| | PANTELEYEVA Marina | RUS | 16 MAY 1989 | 8 | DNF |

200m Women
Semifinal 1/2
Start Time: 11:15

Wind: +0.6 m/s

| Rank | Name | Nat | Date of Birth | Lane | Reaction time | Result |
|------|-------------------|-----|---------------|------|---------------|------------|
| 1 | HJELMER Moa | SWE | 19 JUN 1990 | 6 | 0.181 | 23.20 Q PB |
| 2 | DOPHEIDE Marit | NED | 28 DEC 1990 | 4 | 0.148 | 23.35 Q PB |
| 3 | HAGEN Anouk | NED | 30 APR 1990 | 3 | 0.155 | 23.39 Q PB |
| 4 | OGRAZEANU Andreea | ROU | 24 MAR 1990 | 5 | 0.234 | 23.51 q |
| 5 | OPON Martyna | POL | 12 SEP 1991 | 7 | 0.204 | 23.62 q PB |
| 6 | GARCÍA Estela | ESP | 20 MAR 1989 | 8 | 0.217 | 23.87 =PB |
| 7 | GOUJON Sarah | FRA | 11 SEP 1990 | 2 | 0.230 | 24.05 =SB |
| 8 | AMIDEI Martina | ITA | 8 APR 1991 | 1 | 0.202 | 24.15 |

 INTERNET Service: www.european-athletics.org

 Timing, Measurement & Data Service by 

printed at SAT 16 JUL 2011 20:21

Page 15 of 28

Results
200m Women
Semifinal 2/2
Start Time: 11:21
Wind: +0.7 m/s

| Rank | Name | Nat | Date of Birth | Lane | Result |
|------|--------------------|-----|---------------|------|------------|
| 1 | PIZHANKOVA Darya | UKR | 9 JAN 1990 | 5 | 23.26 Q |
| 2 | KIELBASINSKA Anna | POL | 26 JUN 1990 | 3 | 23.40 Q |
| 3 | VASELL Kadene | NED | 29 JAN 1989 | 1 | 23.70 Q PB |
| 4 | GASSER Jacqueline | SUI | 23 FEB 1990 | 4 | 23.81 |
| 5 | GAYDU Émilie | FRA | 5 FEB 1989 | 7 | 23.82 |
| 6 | WHELAN Niamh | IRL | 26 JUL 1990 | 2 | 23.92 |
| 7 | DIAMOND Emily | GBR | 11 JUN 1991 | 6 | 23.98 |
| | PANTELEYEVA Marina | RUS | 16 MAY 1989 | 8 | DNF |

Qualified: First 3 in each heat (Q) and 2 best performers (q) advance to the Final

200m Women
Final
Start Time: 17:50
Wind: -1.0 m/s

| Rank | Name | Nat | Date of Birth | Lane | Reaction time | Result |
|------|-------------------|-----|---------------|------|---------------|----------|
| 1 | PIZHANKOVA Darya | UKR | 9 JAN 1990 | 6 | 0.225 | 23.20 |
| 2 | KIELBASINSKA Anna | POL | 26 JUN 1990 | 3 | 0.207 | 23.23 PB |
| 3 | HJELMER Moa | SWE | 19 JUN 1990 | 5 | 0.186 | 23.24 |
| 4 | DOPHEIDE Marit | NED | 28 DEC 1990 | 4 | 0.151 | 23.32 PB |
| 5 | VASELL Kadene | NED | 29 JAN 1989 | 8 | 0.185 | 23.61 PB |
| 6 | HAGEN Anouk | NED | 30 APR 1990 | 7 | 0.177 | 23.62 |
| 7 | OGRAZEANU Andreea | ROU | 24 MAR 1990 | 1 | 0.255 | 23.69 |
| 8 | OPON Martyna | POL | 12 SEP 1991 | 2 | 0.244 | 23.95 |

Heptathlon
200m Women - Heptathlon
Start Time: 18:15

| Rank | Name | Nat | Date of Birth | Lane | Result | Points |
|------|--------------------------------|-----|---------------|------|--------|--------|
| 1 | SPRUNGER Léa | SUI | 5 MAR 1990 | 3 | 23.97 | 984 |
| 2 | SCHÄFER Carolin | GER | 5 DEC 1991 | 2 | 24.40 | 943 PB |
| 3 | MIKOLAJCZYK Izabela | POL | 4 SEP 1990 | 6 | 24.44 | 939 PB |
| 3 | ŠADEIKO Grit | EST | 29 JUL 1989 | 3 | 24.44 | 939 PB |
| 5 | CACHOVÁ Katerina | CZE | 26 FEB 1990 | 7 | 24.77 | 908 |
| 6 | ZELTNER Michelle | SUI | 22 DEC 1991 | 5 | 25.09 | 879 |
| 7 | NAGY Judith | ROU | 14 SEP 1989 | 3 | 25.14 | 874 SB |
| 8 | SAVITSKAYA Kristina | RUS | 10 JUN 1991 | 4 | 25.19 | 869 |
| 9 | FYODOROVA Alina | UKR | 31 JUL 1989 | 7 | 25.25 | 864 PB |
| 10 | BELYAKOVA Anastasiya | RUS | 4 DEC 1990 | 6 | 25.32 | 858 SB |
| 10 | MAKSIMAVA Yana | BLR | 9 JAN 1989 | 5 | 25.32 | 858 |
| 12 | BROERSEN Nadine | NED | 29 APR 1990 | 2 | 25.88 | 808 SB |
| 13 | KLAUP Mari | EST | 27 FEB 1990 | 5 | 26.11 | 788 |
| 14 | ONDRASCHKOVÁ Lucie | CZE | 12 OCT 1989 | 4 | 26.13 | 786 |
| 15 | ROSENQUIST Ellinor | SWE | 14 JUL 1989 | 6 | 26.43 | 760 |
| 16 | GRAF Elisabeth | SUI | 9 MAR 1989 | 4 | 26.52 | 752 |
| 17 | CVITANOVIC Lucija | CRO | 17 SEP 1991 | 7 | 26.65 | 741 |
| | THORSTEINSDOTTIR Helga Margret | ISL | 15 NOV 1991 | 2 | DNF | 0 |

Results
Heptathlon
200m Women - Heptathlon Heat 1/3
Start Time: 18:15

Wind: -1.4 m/s

| Rank | Name | Nat | Date of Birth | Lane | Reaction time | Result | Points |
|------|--------------------------------|-----|---------------|------|---------------|--------|--------|
| 1 | ŠADEIKO Grit | EST | 29 JUL 1989 | 3 | 0.153 | 24.44 | 939 PB |
| 2 | FYODOROVA Alina | UKR | 31 JUL 1989 | 7 | 0.215 | 25.25 | 864 PB |
| 3 | MAKSIMAVA Yana | BLR | 9 JAN 1989 | 5 | 0.192 | 25.32 | 858 |
| 4 | ROSENQUIST Ellinor | SWE | 14 JUL 1989 | 6 | 0.251 | 26.43 | 760 |
| 5 | GRAF Elisabeth | SUI | 9 MAR 1989 | 4 | 0.198 | 26.52 | 752 |
| | THORSTEINSDOTTIR Helga Margret | ISL | 15 NOV 1991 | 2 | 0.153 | DNF | 0 |

Heptathlon
200m Women - Heptathlon Heat 2/3
Start Time: 18:21

Wind: -0.6 m/s

| Rank | Name | Nat | Date of Birth | Lane | Reaction time | Result | Points |
|------|----------------------|-----|---------------|------|---------------|--------|--------|
| 1 | NAGY Judith | ROU | 14 SEP 1989 | 3 | 0.176 | 25.14 | 874 SB |
| 2 | BELYAKOVA Anastasiya | RUS | 4 DEC 1990 | 6 | 0.195 | 25.32 | 858 SB |
| 3 | BROERSEN Nadine | NED | 29 APR 1990 | 2 | 0.166 | 25.88 | 808 SB |
| 4 | KLAUP Mari | EST | 27 FEB 1990 | 5 | 0.205 | 26.11 | 788 |
| 5 | ONDRASCHKOVÁ Lucie | CZE | 12 OCT 1989 | 4 | 0.196 | 26.13 | 786 |
| 6 | CVITANOVIC Lucija | CRO | 17 SEP 1991 | 7 | 0.195 | 26.65 | 741 |

Heptathlon
200m Women - Heptathlon Heat 3/3
Start Time: 18:27

Wind: +0.6 m/s

| Rank | Name | Nat | Date of Birth | Lane | Reaction time | Result | Points |
|------|---------------------|-----|---------------|------|---------------|--------|--------|
| 1 | SPRUNGER Léa | SUI | 5 MAR 1990 | 3 | 0.209 | 23.97 | 984 |
| 2 | SCHÄFER Carolin | GER | 5 DEC 1991 | 2 | 0.163 | 24.40 | 943 PB |
| 3 | MIKOLAJCZYK Izabela | POL | 4 SEP 1990 | 6 | 0.211 | 24.44 | 939 PB |
| 4 | CACHOVÁ Katerina | CZE | 26 FEB 1990 | 7 | 0.203 | 24.77 | 908 |
| 5 | ZELTNER Michelle | SUI | 22 DEC 1991 | 5 | 0.202 | 25.09 | 879 |
| 6 | SAVITSKAYA Kristina | RUS | 10 JUN 1991 | 4 | 0.232 | 25.19 | 869 |

400m Women
Final
Start Time: 16:30

| Rank | Name | Nat | Date of Birth | Lane | Reaction time | Fn | Result |
|------|-------------------|-----|---------------|------|---------------|----------------|---------|
| 1 | TOPILSKAYA Olga | RUS | 4 OCT 1990 | 6 | 0.178 | | 51.45 |
| 2 | TEREKHOVA Yuliya | RUS | 20 FEB 1990 | 4 | 0.271 | | 52.63 |
| 3 | SCHMIDT Lena | GER | 4 AUG 1989 | 3 | 0.202 | | 52.66 |
| 4 | REDIF Meliz | TUR | 26 MAR 1989 | 7 | 0.238 | | 53.08 |
| 5 | LOHVYNNENKO Alina | UKR | 18 JUL 1990 | 5 | 0.169 | | 53.43 |
| 6 | GAYOT Marie | FRA | 18 DEC 1989 | 8 | | | 53.86 |
| 7 | KLOSTER Line | NOR | 27 FEB 1990 | 2 | 0.173 | | 54.18 |
| | DOPHEIDE Marit | NED | 28 DEC 1990 | 1 | | F ¹ | DQ |
| | | | | | | | R 162.7 |

Results

1500m Women
Round 1
Start Time: 10:05

| Rank | Name | Nat | Date of Birth | Order | Result | | |
|------|-------------------------|-----|---------------|-------|---------|---|----|
| 1 | KARAKAYA Tugba | TUR | 16 FEB 1991 | 1 | 4:08.63 | Q | PB |
| 2 | ARZHAKOVA Yelena | RUS | 8 SEP 1989 | 7 | 4:08.77 | Q | SB |
| 3 | HARRER Corinna | GER | 19 JAN 1991 | 9 | 4:08.94 | Q | PB |
| 4 | URBANIK Danuta | POL | 24 DEC 1989 | 2 | 4:09.04 | Q | PB |
| 5 | SUJEW Diana | GER | 2 NOV 1990 | 3 | 4:09.13 | q | PB |
| 6 | SUJEW Elina | GER | 2 NOV 1990 | 3 | 4:14.85 | Q | |
| 7 | BRONIATOWSKA Katarzyna | POL | 22 FEB 1990 | 2 | 4:14.89 | Q | |
| 8 | SMITH Stacey | GBR | 4 FEB 1990 | 7 | 4:15.05 | Q | |
| 9 | DE GRANDE Lindsey | BEL | 26 APR 1989 | 1 | 4:15.40 | Q | |
| 10 | POHORYELSKA Viktoriya | UKR | 4 AUG 1990 | 6 | 4:16.17 | q | |
| 11 | TREACY Sara | IRL | 22 JUN 1989 | 4 | 4:16.32 | q | PB |
| 12 | CUNHA Daniela | POR | 30 APR 1990 | 5 | 4:17.71 | q | PB |
| 13 | STRAUSA Agatha | LAT | 2 DEC 1989 | 10 | 4:18.05 | | SB |
| 14 | ÖBERG Sofia | SWE | 30 MAY 1990 | 4 | 4:19.04 | | |
| 15 | PEREIRA Solange Andreia | ESP | 12 DEC 1989 | 8 | 4:19.72 | | PB |
| 16 | ALENBRATT Mary | SWE | 9 SEP 1990 | 5 | 4:20.43 | | PB |
| 17 | SOLDANI Federica | ITA | 1991 | 8 | 4:20.48 | | PB |
| 18 | WENTH Jennifer | AUT | 24 JUL 1991 | 9 | 4:21.25 | | |
| 19 | PIERDEVARA Florina | ROU | 29 MAR 1990 | 10 | 4:21.30 | | PB |
| 20 | VIOLA Giulia | ITA | 24 APR 1991 | 6 | 4:23.80 | | |


1500m Women
Round 1 Heat 1/2
Start Time: 10:05

| Rank | Name | Nat | Date of Birth | Order | Result | | |
|------|-----------------------|-----|---------------|-------|---------|---|----|
| 1 | KARAKAYA Tugba | TUR | 16 FEB 1991 | 1 | 4:08.63 | Q | PB |
| 2 | ARZHAKOVA Yelena | RUS | 8 SEP 1989 | 7 | 4:08.77 | Q | SB |
| 3 | HARRER Corinna | GER | 19 JAN 1991 | 9 | 4:08.94 | Q | PB |
| 4 | URBANIK Danuta | POL | 24 DEC 1989 | 2 | 4:09.04 | Q | PB |
| 5 | SUJEW Diana | GER | 2 NOV 1990 | 3 | 4:09.13 | q | PB |
| 6 | POHORYELSKA Viktoriya | UKR | 4 AUG 1990 | 6 | 4:16.17 | q | |
| 7 | TREACY Sara | IRL | 22 JUN 1989 | 4 | 4:16.32 | q | PB |
| 8 | STRAUSA Agatha | LAT | 2 DEC 1989 | 10 | 4:18.05 | | SB |
| 9 | ALENBRATT Mary | SWE | 9 SEP 1990 | 5 | 4:20.43 | | PB |
| 10 | SOLDANI Federica | ITA | 1991 | 8 | 4:20.48 | | PB |

Intermediate times: 400m 1:05.44 SUJEW Diana (GER)
 800m 2:13.94 ARZHAKOVA Yelena (RUS)
 1200m 3:21.99 ARZHAKOVA Yelena (RUS)

1500m Women
Round 1 Heat 2/2
Start Time: 10:15

| Rank | Name | Nat | Date of Birth | Order | Result | | |
|------|-------------------------|-----|---------------|-------|---------|---|----|
| 1 | SUJEW Elina | GER | 2 NOV 1990 | 3 | 4:14.85 | Q | |
| 2 | BRONIATOWSKA Katarzyna | POL | 22 FEB 1990 | 2 | 4:14.89 | Q | |
| 3 | SMITH Stacey | GBR | 4 FEB 1990 | 7 | 4:15.05 | Q | |
| 4 | DE GRANDE Lindsey | BEL | 26 APR 1989 | 1 | 4:15.40 | Q | |
| 5 | CUNHA Daniela | POR | 30 APR 1990 | 5 | 4:17.71 | q | PB |
| 6 | ÖBERG Sofia | SWE | 30 MAY 1990 | 4 | 4:19.04 | | |
| 7 | PEREIRA Solange Andreia | ESP | 12 DEC 1989 | 8 | 4:19.72 | | PB |
| 8 | WENTH Jennifer | AUT | 24 JUL 1991 | 9 | 4:21.25 | | |
| 9 | PIERDEVARA Florina | ROU | 29 MAR 1990 | 10 | 4:21.30 | | PB |
| 10 | VIOLA Giulia | ITA | 24 APR 1991 | 6 | 4:23.80 | | |

INTERNET Service: www.european-athletics.org
Timing, Measurement & Data Service by  OMEGA

printed at SAT 16 JUL 2011 20:21

Page 18 of 28

Results

Round 1 Heat 2/2 (cont.)

| | | | |
|---------------------|-------|---------|----------------------|
| Intermediate times: | 400m | 1:10.20 | WENTH Jennifer (AUT) |
| | 800m | 2:20.67 | WENTH Jennifer (AUT) |
| | 1200m | 3:27.34 | SUJEW Elina (GER) |

Qualified: First 4 in each heat (Q) and 4 best performers (q) advance to the Final

3000m Steeplechase Women

Final Start Time: 20:00

| Rank | Name | Nat | Date of Birth | Order | Result | |
|------|---------------------------|-----|---------------|-------|----------|----|
| 1 | MINGIR Gülcan | TUR | 21 MAY 1989 | 10 | 9:47.83 | |
| 2 | SUSSMANN Jana | GER | 12 OCT 1990 | 3 | 9:48.01 | |
| 3 | SHATALOVA Mariya | UKR | 3 MAR 1989 | 1 | 9:48.22 | SB |
| 4 | SZLEZAK Matylda | POL | 11 JAN 1989 | 11 | 9:48.77 | PB |
| 5 | TRESCH Martina | SUI | 10 JUN 1989 | 2 | 9:51.96 | NR |
| 6 | MCCOLGAN Eilish | GBR | 25 NOV 1990 | 8 | 9:52.02 | |
| 7 | MARTINELLI Giulia | ITA | 16 JUN 1991 | 9 | 9:53.12 | |
| 8 | KRCHOVÁ Eva | CZE | 10 SEP 1989 | 4 | 9:54.71 | PB |
| 9 | JELIZAROVA Polina | LAT | 1 MAY 1989 | 7 | 9:56.88 | |
| 10 | SEKANOVA Lucie | CZE | 5 AUG 1989 | 5 | 10:07.61 | |
| 11 | KAYA Ozlem | TUR | 20 APR 1990 | 12 | 10:12.05 | SB |
| | GRØVDAL Karoline Bjerkeli | NOR | 14 JUN 1990 | 6 | DNS | |

| | | | |
|---------------------|-------|---------|-------------------------|
| Intermediate times: | 1000m | 3:15.38 | MARTINELLI Giulia (ITA) |
| | 2000m | 6:36.30 | MARTINELLI Giulia (ITA) |

Heptathlon

100m Hurdles Women - Heptathlon Start Time: 11:00

| Rank | Name | Nat | Date of Birth | Lane | Result | Points |
|------|--------------------------------|-----|---------------|------|--------|---------|
| 1 | ŠADEIKO Grit | EST | 29 JUL 1989 | 6 | 13.68 | 1024 |
| 2 | SAVITSKAYA Kristina | RUS | 10 JUN 1991 | 3 | 13.83 | 1003 PB |
| 3 | NAGY Judith | ROU | 14 SEP 1989 | 6 | 13.85 | 1000 SB |
| 4 | CACHOVÁ Katerina | CZE | 26 FEB 1990 | 3 | 13.87 | 997 SB |
| 5 | MAKSIMAVA Yana | BLR | 9 JAN 1989 | 4 | 13.99 | 980 PB |
| 6 | BROERSEN Nadine | NED | 29 APR 1990 | 4 | 14.10 | 964 |
| 7 | SCHÄFER Carolin | GER | 5 DEC 1991 | 5 | 14.13 | 960 |
| 8 | KLAUP Mari | EST | 27 FEB 1990 | 5 | 14.16 | 956 =PB |
| 9 | ONDRASCHKOVÁ Lucie | CZE | 12 OCT 1989 | 7 | 14.24 | 945 PB |
| 10 | MIKOLAJCZYK Izabela | POL | 4 SEP 1990 | 2 | 14.27 | 941 =PB |
| 11 | FYODOROVA Alina | UKR | 31 JUL 1989 | 7 | 14.34 | 931 |
| 12 | BELYAKOVA Anastasiya | RUS | 4 DEC 1990 | 3 | 14.48 | 912 SB |
| 12 | ZELTNER Michelle | SUI | 22 DEC 1991 | 4 | 14.48 | 912 |
| 14 | SPRUNGER Léa | SUI | 5 MAR 1990 | 7 | 14.49 | 910 |
| 15 | THORSTEINSDOTTIR Helga Margret | ISL | 15 NOV 1991 | 2 | 14.76 | 874 SB |
| 16 | GRAF Elisabeth | SUI | 9 MAR 1989 | 2 | 14.94 | 850 |
| 17 | CVITANOVIC Lucija | CRO | 17 SEP 1991 | 6 | 15.03 | 838 |
| 18 | ROSENQUIST Ellinor | SWE | 14 JUL 1989 | 5 | 15.13 | 825 SB |


Heptathlon

100m Hurdles Women - Heptathlon Heat Start Time: 11:00

Wind: +1.3 m/s

| Rank | Name | Nat | Date of Birth | Lane | Reaction time | Result | Points |
|------|--------------------------------|-----|---------------|------|---------------|--------|--------|
| 1 | MAKSIMAVA Yana | BLR | 9 JAN 1989 | 4 | 0.184 | 13.99 | 980 PB |
| 2 | FYODOROVA Alina | UKR | 31 JUL 1989 | 7 | 0.187 | 14.34 | 931 |
| 3 | BELYAKOVA Anastasiya | RUS | 4 DEC 1990 | 3 | 0.209 | 14.48 | 912 SB |
| 4 | THORSTEINSDOTTIR Helga Margret | ISL | 15 NOV 1991 | 2 | 0.163 | 14.76 | 874 SB |
| 5 | CVITANOVIC Lucija | CRO | 17 SEP 1991 | 6 | 0.192 | 15.03 | 838 |
| 6 | ROSENQUIST Ellinor | SWE | 14 JUL 1989 | 5 | 0.274 | 15.13 | 825 SB |

INTERNET Service: www.european-athletics.org

Timing, Measurement & Data Service by  OMEGA

printed at SAT 16 JUL 2011 20:21

Page 19 of 28

Results
Heptathlon
100m Hurdles Women - Heptathlon Heat Start Time: 11:05

Wind: +0.8 m/s

| Rank | Name | Nat | Date of Birth | Lane | Reaction time | Result | Points |
|------|---------------------|-----|---------------|------|---------------|--------|---------|
| 1 | SAVITSKAYA Kristina | RUS | 10 JUN 1991 | 3 | 0.257 | 13.83 | 1003 PB |
| 2 | NAGY Judith | ROU | 14 SEP 1989 | 6 | 0.156 | 13.85 | 1000 SB |
| 3 | KLAUP Mari | EST | 27 FEB 1990 | 5 | 0.202 | 14.16 | 956 =PB |
| 4 | ONDRASCHKOVÁ Lucie | CZE | 12 OCT 1989 | 7 | 0.166 | 14.24 | 945 PB |
| 5 | ZELTNER Michelle | SUI | 22 DEC 1991 | 4 | 0.186 | 14.48 | 912 |
| 6 | GRAF Elisabeth | SUI | 9 MAR 1989 | 2 | 0.181 | 14.94 | 850 |

Heptathlon
100m Hurdles Women - Heptathlon Heat Start Time: 11:10

Wind: +0.4 m/s

| Rank | Name | Nat | Date of Birth | Lane | Reaction time | Result | Points |
|------|---------------------|-----|---------------|------|---------------|--------|---------|
| 1 | ŠADEIKO Grit | EST | 29 JUL 1989 | 6 | 0.155 | 13.68 | 1024 |
| 2 | CACHOVÁ Katerina | CZE | 26 FEB 1990 | 3 | 0.201 | 13.87 | 997 SB |
| 3 | BROERSEN Nadine | NED | 29 APR 1990 | 4 | 0.190 | 14.10 | 964 |
| 4 | SCHÄFER Carolin | GER | 5 DEC 1991 | 5 | 0.172 | 14.13 | 960 |
| 5 | MIKOLAJCZYK Izabela | POL | 4 SEP 1990 | 2 | 0.202 | 14.27 | 941 =PB |
| 6 | SPRUNGER Léa | SUI | 5 MAR 1990 | 7 | 0.180 | 14.49 | 910 |

100m Hurdles Women
Round 1
Start Time: 17:05


| Rank | Name | Nat | Date of Birth | Lane | Result |
|------|-----------------|-----|---------------|------|------------|
| 1 | URECH Lisa | SUI | 27 JUL 1989 | 3 | 13.01 Q |
| 2 | ROLEDER Cindy | GER | 21 AUG 1989 | 3 | 13.05 Q |
| 2 | TALAY Alina | BLR | 14 MAY 1989 | 3 | 13.05 Q |
| 4 | ARGUNOVA Nina | RUS | 15 SEP 1989 | 4 | 13.16 Q |
| 5 | DIAWARA Aisseta | FRA | 29 JUN 1989 | 4 | 13.22 Q SB |
| 6 | ZAGRE Anne | BEL | 13 MAR 1990 | 4 | 13.26 Q |
| 7 | TOURE Yariatou | FRA | 27 DEC 1990 | 5 | 13.38 q |
| 8 | YANOVSKA Olena | UKR | 15 FEB 1990 | 5 | 13.46 q |
| 9 | PENNELLA Giulia | ITA | 27 OCT 1989 | 5 | 13.54 |
| 10 | AHOLA Laura | FIN | 17 OCT 1989 | 2 | 13.72 PB |
| 11 | MURPHY Mairead | IRL | 10 APR 1989 | 2 | 13.79 |
| 12 | JEREZ Caridad | ESP | 23 JAN 1991 | 2 | 13.81 |
| 13 | LONCAREK Ivana | CRO | 8 APR 1991 | 6 | 13.81 |
| 14 | BAKKER Sharon | NED | 12 APR 1990 | 6 | 13.88 |
| 15 | ØRVING Tale | NOR | 17 MAR 1989 | 7 | 13.89 |
| 16 | TUVESON Emma | SWE | 6 MAR 1991 | 6 | 13.90 |
| 17 | NICOLAOU Eleni | CYP | 22 SEP 1991 | 7 | 14.55 |

100m Hurdles Women
Round 1 Heat 1/3
Start Time: 17:05

Wind: -0.8 m/s

| Rank | Name | Nat | Date of Birth | Lane | Reaction time | Result |
|------|----------------|-----|---------------|------|---------------|----------|
| 1 | ROLEDER Cindy | GER | 21 AUG 1989 | 3 | 0.160 | 13.05 Q |
| 2 | ARGUNOVA Nina | RUS | 15 SEP 1989 | 4 | 0.177 | 13.16 Q |
| 3 | YANOVSKA Olena | UKR | 15 FEB 1990 | 5 | 0.199 | 13.46 q |
| 4 | AHOLA Laura | FIN | 17 OCT 1989 | 2 | 0.177 | 13.72 PB |
| 5 | BAKKER Sharon | NED | 12 APR 1990 | 6 | 0.158 | 13.88 |
| 6 | ØRVING Tale | NOR | 17 MAR 1989 | 7 | 0.197 | 13.89 |

INTERNET Service: www.european-athletics.org

 Timing, Measurement & Data Service by 

printed at SAT 16 JUL 2011 20:21

Page 20 of 28

Results

100m Hurdles Women
Round 1 Heat 2/3
Start Time: 17:11
Wind: -0.2 m/s

| Rank | Name | Nat | Date of Birth | Lane | Reaction time | Result |
|------|-----------------|-----|---------------|------|---------------|------------|
| 1 | URECH Lisa | SUI | 27 JUL 1989 | 3 | 0.168 | 13.01 Q |
| 2 | DIAWARA Aisseta | FRA | 29 JUN 1989 | 4 | 0.173 | 13.22 Q SB |
| 3 | PENNELLA Giulia | ITA | 27 OCT 1989 | 5 | 0.177 | 13.54 |
| 4 | JEREZ Caridad | ESP | 23 JAN 1991 | 2 | 0.166 | 13.81 |
| 5 | LONCAREK Ivana | CRO | 8 APR 1991 | 6 | 0.132 | 13.81 |

100m Hurdles Women
Round 1 Heat 3/3
Start Time: 17:17
Wind: -0.6 m/s

| Rank | Name | Nat | Date of Birth | Lane | Reaction time | Result |
|------|----------------|-----|---------------|------|---------------|---------|
| 1 | TALAY Alina | BLR | 14 MAY 1989 | 3 | 0.214 | 13.05 Q |
| 2 | ZAGRÉ Anne | BEL | 13 MAR 1990 | 4 | 0.176 | 13.26 Q |
| 3 | TOURE Yariatou | FRA | 27 DEC 1990 | 5 | 0.164 | 13.38 q |
| 4 | MURPHY Mairead | IRL | 10 APR 1989 | 2 | 0.210 | 13.79 |
| 5 | TUVESSON Emma | SWE | 6 MAR 1991 | 6 | 0.188 | 13.90 |
| 6 | NICOLAOU Eleni | CYP | 22 SEP 1991 | 7 | 0.201 | 14.55 |


Qualified: First 2 in each heat (Q) and 2 best performers (q) advance to the Final

100m Hurdles Women
Final
Start Time: 18:35
Wind: -1.0 m/s

| Rank | Name | Nat | Date of Birth | Lane | Reaction time | Result |
|------|-----------------|-----|---------------|------|---------------|----------|
| 1 | TALAY Alina | BLR | 14 MAY 1989 | 4 | 0.190 | 12.91 SB |
| 2 | URECH Lisa | SUI | 27 JUL 1989 | 5 | 0.154 | 13.00 |
| 3 | ROLEDER Cindy | GER | 21 AUG 1989 | 3 | 0.153 | 13.10 |
| 4 | DIAWARA Aisseta | FRA | 29 JUN 1989 | 7 | 0.149 | 13.26 |
| 5 | ARGUNOVA Nina | RUS | 15 SEP 1989 | 6 | 0.170 | 13.26 |
| 6 | YANOVSKA Olena | UKR | 15 FEB 1990 | 1 | 0.177 | 13.49 |
| 7 | TOURE Yariatou | FRA | 27 DEC 1990 | 2 | 0.179 | 13.62 |
| | ZAGRÉ Anne | BEL | 13 MAR 1990 | 8 | 0.178 | DNF |

400m Hurdles Women
Final
Start Time: 16:00

| Rank | Name | Nat | Date of Birth | Lane | Reaction time | Result |
|------|---------------------|-----|---------------|------|---------------|----------|
| 1 | YAROSHCHUK Anna | UKR | 24 NOV 1989 | 5 | 0.213 | 54.77 PB |
| 2 | TITIMETS Hanna | UKR | 5 MAR 1989 | 6 | 0.231 | 54.91 |
| 3 | BEESELY Meghan | GBR | 15 NOV 1989 | 3 | 0.177 | 55.69 PB |
| 4 | BARBOSA Vera | POR | 13 JAN 1989 | 4 | 0.277 | 55.81 NR |
| 5 | BARR Jessie | IRL | 24 JUL 1989 | 8 | 0.285 | 56.62 PB |
| 6 | KLOPSCH Christiane | GER | 21 AUG 1990 | 7 | 0.218 | 57.05 SB |
| 7 | ARRIETA Valentine | SUI | 29 APR 1990 | 2 | 0.186 | 57.43 |
| 8 | KOSCIELNIAK Marzena | POL | 28 DEC 1989 | 1 | 0.209 | 57.99 SB |

INTERNET Service: www.european-athletics.org
Timing, Measurement & Data Service by  OMEGA

printed at SAT 16 JUL 2011 20:21

Page 21 of 28

Results

Heptathlon
High Jump Women - Heptathlon
Start Time: 11:45


| Rank | Name | Nat | Date of Birth | Order | Result | Points |
|------|--------------------------------|-----|---------------|-------|--------|---------|
| 1 | BROERSEN Nadine | NED | 29 APR 1990 | 9 | 1.87 | 1067 PB |
| 2 | BELYAKOVA Anastasiya | RUS | 4 DEC 1990 | 8 | 1.87 | 1067 PB |
| 3 | FYODOROVA Alina | UKR | 31 JUL 1989 | 7 | 1.81 | 991 |
| 4 | CACHOVÁ Katerina | CZE | 26 FEB 1990 | 6 | 1.81 | 991 SB |
| 5 | MIKOLAJCZYK Izabela | POL | 4 SEP 1990 | 3 | 1.81 | 991 =PB |
| 6 | MAKSIMAVA Yana | BLR | 9 JAN 1989 | 2 | 1.78 | 953 |
| 6 | ŠADEIKO Grit | EST | 29 JUL 1989 | 5 | 1.78 | 953 PB |
| 8 | GRAF Elisabeth | SUI | 9 MAR 1989 | 4 | 1.78 | 953 |
| 8 | SAVITSKAYA Kristina | RUS | 10 JUN 1991 | 1 | 1.78 | 953 PB |
| 10 | SCHÄFER Carolin | GER | 5 DEC 1991 | 4 | 1.78 | 953 |
| 11 | SPRUNGER Léa | SUI | 5 MAR 1990 | 6 | 1.75 | 916 SB |
| 12 | ZELTNER Michelle | SUI | 22 DEC 1991 | 3 | 1.72 | 879 |
| 13 | CVITANOVIC Lucija | CRO | 17 SEP 1991 | 1 | 1.69 | 842 |
| 14 | ROSENQUIST Ellinor | SWE | 14 JUL 1989 | 9 | 1.69 | 842 |
| 15 | THORSTEINSDOTTIR Helga Margret | ISL | 15 NOV 1991 | 2 | 1.69 | 842 |
| 16 | ONDRASCHKOVÁ Lucie | CZE | 12 OCT 1989 | 7 | 1.69 | 842 |
| 17 | KLAUP Mari | EST | 27 FEB 1990 | 5 | 1.69 | 842 |
| 18 | NAGY Judith | ROU | 14 SEP 1989 | 8 | 1.66 | 806 =SB |

| | | 1.45 | 1.48 | 1.51 | 1.54 | 1.57 | 1.60 | 1.63 | 1.66 | 1.69 | 1.72 | 1.75 | 1.78 | 1.81 | 1.84 | 1.87 | 1.90 |
|----|--------------------|------|------|------|------|------|------|------|------|------|------|------|------|------|------|------|------|
| 1 | BROERSEN Nadine | - | - | - | - | - | - | - | - | - | - | o | o | xxo | xxo | o | xxx |
| 2 | BELYAKOVA A | - | - | - | - | - | - | - | - | o | o | o | o | o | o | xo | xxx |
| 3 | FYODOROVA Alina | - | - | - | - | - | - | - | o | xo | o | o | o | o | xxx | | |
| 4 | CACHOVÁ K | - | - | - | - | - | - | - | o | - | xo | xo | o | xo | xxx | | |
| 5 | MIKOLAJCZYK I | - | - | - | - | - | - | - | o | - | xo | o | xxo | xxx | | | |
| 6 | MAKSIMAVA Yana | - | - | - | - | - | - | - | - | o | o | o | o | xxx | | | |
| 6 | ŠADEIKO Grit | - | - | - | - | - | o | o | o | o | o | o | o | xxx | | | |
| 8 | GRAF E | - | - | - | - | - | - | xo | o | o | xo | o | xxx | | | | |
| 8 | SAVITSKAYA K | - | - | - | - | - | - | o | o | o | o | xxo | o | xxx | | | |
| 10 | SCHÄFER Carolin | - | - | - | - | - | - | o | o | o | o | o | xo | xxx | | | |
| 11 | SPRUNGER L | - | - | - | - | o | o | o | o | xo | xxo | xxx | | | | | |
| 12 | ZELTNER Michelle | - | - | - | - | o | o | o | xo | xo | xxx | | | | | | |
| 13 | CVITANOVIC Lucija | - | - | - | - | o | xo | o | o | o | xxx | | | | | | |
| 14 | ROSENQUIST Ellinor | - | - | - | o | - | o | o | xxo | o | xxx | | | | | | |
| 15 | THORSTEINSDOTTIR H | - | - | - | - | - | - | xxo | xo | o | xxx | | | | | | |
| 16 | ONDRASCHKOVÁ Lucie | - | - | o | - | o | o | o | xo | xxx | | | | | | | |
| 17 | KLAUP Mari | - | - | - | - | - | - | o | o | xxo | xxx | | | | | | |
| 18 | NAGY Judith | - | - | - | o | o | o | o | xxo | xxx | | | | | | | |

Heptathlon
High Jump Women - Heptathlon Group A Start Time: 11:45

| Rank | Name | Nat | Date of Birth | Order | Result | Points |
|------|----------------------|-----|---------------|-------|--------|---------|
| 1 | BROERSEN Nadine | NED | 29 APR 1990 | 9 | 1.87 | 1067 PB |
| 2 | BELYAKOVA Anastasiya | RUS | 4 DEC 1990 | 8 | 1.87 | 1067 PB |
| 3 | FYODOROVA Alina | UKR | 31 JUL 1989 | 7 | 1.81 | 991 |
| 4 | CACHOVÁ Katerina | CZE | 26 FEB 1990 | 6 | 1.81 | 991 SB |
| 5 | MIKOLAJCZYK Izabela | POL | 4 SEP 1990 | 3 | 1.81 | 991 =PB |
| 6 | MAKSIMAVA Yana | BLR | 9 JAN 1989 | 2 | 1.78 | 953 |
| 7 | GRAF Elisabeth | SUI | 9 MAR 1989 | 4 | 1.78 | 953 |
| 7 | SAVITSKAYA Kristina | RUS | 10 JUN 1991 | 1 | 1.78 | 953 PB |
| 9 | KLAUP Mari | EST | 27 FEB 1990 | 5 | 1.69 | 842 |

| | | 1.45 | 1.48 | 1.51 | 1.54 | 1.57 | 1.60 | 1.63 | 1.66 | 1.69 | 1.72 | 1.75 | 1.78 | 1.81 | 1.84 | 1.87 | 1.90 |
|---|-----------------|------|------|------|------|------|------|------|------|------|------|------|------|------|------|------|------|
| 1 | BROERSEN Nadine | - | - | - | - | - | - | - | - | - | - | o | o | xxo | xxo | o | xxx |
| 2 | BELYAKOVA A | - | - | - | - | - | - | - | - | o | o | o | o | o | o | xo | xxx |
| 3 | FYODOROVA Alina | - | - | - | - | - | - | - | o | xo | o | o | o | o | xxx | | |
| 4 | CACHOVÁ K | - | - | - | - | - | - | - | o | - | xo | xo | o | xo | xxx | | |
| 5 | MIKOLAJCZYK I | - | - | - | - | - | - | - | o | - | xo | o | xxo | xxx | | | |
| 6 | MAKSIMAVA Yana | - | - | - | - | - | - | - | - | o | o | o | o | xxx | | | |
| 7 | GRAF E | - | - | - | - | - | - | xo | o | o | xo | o | xxx | | | | |
| 7 | SAVITSKAYA K | - | - | - | - | - | o | o | o | o | xxo | o | xxx | | | | |
| 9 | KLAUP Mari | - | - | - | - | - | o | o | xxo | xxx | | | | | | | |

INTERNET Service: www.european-athletics.org
Timing, Measurement & Data Service by  OMEGA

printed at SAT 16 JUL 2011 20:21

Page 22 of 28

Results

Heptathlon
High Jump Women - Heptathlon Group B Start Time: 11:45

| Rank | Name | Nat | Date of Birth | Order | Result | Points |
|------|--------------------------------|-----|---------------|-------|--------|---------|
| 1 | ŠADEIKO Grit | EST | 29 JUL 1989 | 5 | 1.78 | 953 PB |
| 2 | SCHÄFER Carolin | GER | 5 DEC 1991 | 4 | 1.78 | 953 |
| 3 | SPRUNGER Léa | SUI | 5 MAR 1990 | 6 | 1.75 | 916 SB |
| 4 | ZELTNER Michelle | SUI | 22 DEC 1991 | 3 | 1.72 | 879 |
| 5 | CVITANOVIC Lucija | CRO | 17 SEP 1991 | 1 | 1.69 | 842 |
| 6 | ROSENQUIST Ellinor | SWE | 14 JUL 1989 | 9 | 1.69 | 842 |
| 7 | THORSTEINSDOTTIR Helga Margret | ISL | 15 NOV 1991 | 2 | 1.69 | 842 |
| 8 | ONDRASCHKOVÁ Lucie | CZE | 12 OCT 1989 | 7 | 1.69 | 842 |
| 9 | NAGY Judit | ROU | 14 SEP 1989 | 8 | 1.66 | 806 =SB |

| | 1.45 | 1.48 | 1.51 | 1.54 | 1.57 | 1.60 | 1.63 | 1.66 | 1.69 | 1.72 | 1.75 | 1.78 | 1.81 |
|----------------------|------|------|------|------|------|------|------|------|------|------|------|------|------|
| 1 ŠADEIKO Grit | - | - | - | - | - | - | o | o | o | o | o | o | xxx |
| 2 SCHÄFER Carolin | - | - | - | - | - | - | o | o | o | o | o | xo | xxx |
| 3 SPRUNGER Léa | - | - | - | - | - | o | o | o | o | xo | xxx | xxx | |
| 4 ZELTNER Michelle | - | - | - | - | - | o | o | o | xo | xo | xxx | | |
| 5 CVITANOVIC Lucija | - | - | - | - | o | xo | o | o | o | xxx | | | |
| 6 ROSENQUIST Ellinor | - | - | - | o | - | o | o | xxo | o | xxx | | | |
| 7 THORSTEINSDOTTIR H | - | - | - | - | - | - | xxo | xo | o | xxx | | | |
| 8 ONDRASCHKOVÁ Lucie | - | - | o | - | o | o | o | o | xo | xxx | | | |
| 9 NAGY Judit | - | - | - | o | o | o | o | xxo | xxx | | | | |

High Jump Women
Final Start Time: 16:25

| Rank | Name | Nat | Date of Birth | Order | Result |
|------|----------------------------|-----|---------------|-------|--------|
| 1 | PETRE Esthera | ROU | 13 MAY 1990 | 4 | 1.98 |
| 2 | OKUNEVA Oksana | UKR | 14 MAR 1990 | 11 | 1.94 |
| 3 | AYHAN Burcu | TUR | 3 MAY 1990 | 6 | 1.94 |
| 4 | ANGELSEN Tonje | NOR | 17 JAN 1990 | 12 | 1.92 |
| 5 | OGRODNIK Magdalena | POL | 25 JUL 1989 | 9 | 1.92 |
| 6 | KOSTROVA Yuliya | RUS | 20 AUG 1991 | 2 | 1.92 |
| 7 | ŠIMIC Ana | CRO | 5 MAY 1990 | 1 | 1.90 |
| 8 | JUNGFLEISCH Marie-Laurence | GER | 7 OCT 1990 | 3 | 1.87 |
| 9 | VAN HESSCHE Hanne | BEL | 5 JUL 1991 | 10 | 1.87 |
| 10 | SHORSTOVA Anna | RUS | 10 APR 1989 | 8 | 1.84 |
| 11 | SMOLANDER Elina | FIN | 11 OCT 1989 | 7 | 1.84 |
| 12 | MATTILA Maiju | FIN | 12 JAN 1989 | 5 | 1.76 |

| | 1.71 | 1.76 | 1.80 | 1.84 | 1.87 | 1.90 | 1.92 | 1.94 | 1.96 | 1.98 | 2.00 |
|----------------------|------|------|------|------|------|------|------|------|------|------|------|
| 1 PETRE Esthera | - | - | o | o | o | o | xo | o | xxo | xxo | xxx |
| 2 OKUNEVA Oksana | - | - | o | o | o | o | o | o | xxx | | |
| 3 AYHAN Burcu | - | - | o | o | o | o | xxo | o | xxx | | |
| 4 ANGELSEN Tonje | - | - | o | o | o | o | o | xxx | | | |
| 5 OGRODNIK Magdalena | - | o | o | o | xo | o | xo | xxx | | | |
| 6 KOSTROVA Yuliya | o | xo | o | o | xxo | o | xxo | xxx | | | |
| 7 ŠIMIC Ana | - | - | o | o | o | xxo | xxx | | | | |
| 8 JUNGFLEISCH M | - | o | o | xo | o | xxx | | | | | |
| 9 VAN HESSCHE Hanne | - | o | o | o | xxo | xxx | | | | | |
| 10 SHORSTOVA Anna | - | o | o | o | xxx | | | | | | |
| 11 SMOLANDER Elina | o | o | xxo | xxo | xxx | | | | | | |
| 12 MATTILA Maiju | o | xo | xxx | | | | | | | | |

Results

Long Jump Women
Qualification
Start Time: 10:30

| Rank | Name | Nat | Date of Birth | Order | Result | | |
|------|-----------------------------|-----|---------------|-------|--------|---|----|
| 1 | KLISHINA Darya | RUS | 15 JAN 1991 | 7 | 6.81 | Q | SB |
| 2 | ŠPANOVIĆ Ivana | SRB | 10 MAY 1990 | 4 | 6.43 | q | |
| 3 | JAGACIAK Anna | POL | 10 FEB 1990 | 10 | 6.37 | q | |
| 4 | GRIVA Mara | LAT | 4 AUG 1989 | 5 | 6.34 | q | |
| 5 | MOGUENARA Sosthene Taroum | GER | 17 OCT 1989 | 1 | 6.29 | q | |
| 6 | AZPEITIA Maitane | ESP | 1 MAR 1989 | 12 | 6.28 | q | PB |
| 7 | MIRONCHYK-IVANOVA Nastassia | BLR | 13 APR 1989 | 4 | 6.24 | q | |
| 8 | STRATI Laura | ITA | 1990 | 2 | 6.24 | q | |
| 9 | NERVILUS Marquiliu | FRA | 6 APR 1989 | 9 | 6.20 | q | PB |
| 10 | GUBAR Yana | RUS | 2 MAR 1990 | 8 | 6.18 | q | |
| 11 | ONSTAD Oda Utsi | NOR | 12 MAY 1990 | 11 | 6.12 | q | SB |
| 12 | PANAYI Nektaria | CYP | 20 MAR 1990 | 6 | 6.11 | q | |
| 13 | SACAMA ISIDORE Daniella | FRA | 8 MAR 1990 | 5 | 6.07 | | |
| 14 | TVERDOHLIB Marharyta | UKR | 2 JUN 1991 | 3 | 6.03 | | |
| 15 | DENYAYEVA Svetlana | RUS | 1 APR 1991 | 7 | 6.02 | | |
| 16 | ATSCHKINADZE Xenia | GER | 14 JAN 1989 | 6 | 6.00 | | |
| 17 | OLSSON Malin | SWE | 24 AUG 1990 | 1 | 5.97 | | |
| 18 | BIELAWSKA Martyna | POL | 15 NOV 1990 | 9 | 5.96 | | |
| 19 | DI LORETO Teresa | ITA | 1989 | 10 | 5.91 | | |
| 20 | KNYAZHEVA Hanna | UKR | 25 SEP 1989 | 2 | 5.85 | | |
| 21 | MITKOVA Milena | BUL | 26 JAN 1990 | 3 | 5.60 | | |
| | SANDU Cristina | ROU | 4 MAR 1990 | 8 | NM | | |
| | UGEN Lorraine | GBR | 22 AUG 1991 | 11 | NM | | |

| | 1 | 2 | 3 |
|----|--------------------|-------------|-------------|
| 1 | KLISHINA Darya | 6.81 (-0.8) | |
| 2 | ŠPANOVIĆ Ivana | 6.43 (-0.7) | - |
| 3 | JAGACIAK Anna | 6.37 (-0.1) | x (+1.5) |
| 4 | GRIVA Mara | 6.34 (-0.6) | x (0.0) |
| 5 | MOGUENARA S | 6.29 (-1.3) | 4.78 (-1.1) |
| 6 | AZPEITIA Maitane | x (-0.4) | 6.11 (-0.1) |
| 7 | MIRONCHYK-IVANOVA | x (-0.7) | 6.24 (-0.6) |
| 8 | STRATI Laura | 6.09 (-0.4) | x (-0.3) |
| 9 | NERVILUS Marquiliu | x (-0.3) | 6.06 (+0.1) |
| 10 | GUBAR Yana | 6.18 (0.0) | 6.16 (-0.2) |
| 11 | ONSTAD Oda Utsi | x (-0.7) | 6.12 (+1.3) |
| 12 | PANAYI Nektaria | 6.11 (-0.8) | 5.83 (-0.3) |
| 13 | SACAMA ISIDORE D | 6.07 (0.0) | x (-1.0) |
| 14 | TVERDOHLIB M | 6.03 (-0.4) | 5.77 (-1.4) |
| 15 | DENYAYEVA Svetlana | x (-0.9) | 5.99 (-0.8) |
| 16 | ATSCHKINADZE Xenia | 6.00 (-1.1) | x (-0.6) |
| 17 | OLSSON Malin | x (-0.7) | 5.96 (+0.7) |
| 18 | BIELAWSKA Martyna | 5.89 (-0.2) | x (+0.2) |
| 19 | DI LORETO Teresa | x (-0.7) | 5.91 (0.0) |
| 20 | KNYAZHEVA Hanna | x (-0.5) | x (-0.2) |
| 21 | MITKOVA Milena | 5.60 (-1.3) | x (+0.4) |
| | SANDU Cristina | x (-0.2) | x (-0.1) |
| | UGEN Lorraine | x (-0.5) | x (+0.7) |

Results

Long Jump Women
Qualification Group A
Start Time: 10:30

| Rank | Name | Nat | Date of Birth | Order | Result |
|------|----------------------|-----|---------------|-------|-----------|
| 1 | KLISHINA Darya | RUS | 15 JAN 1991 | 7 | 6.81 Q SB |
| 2 | ŠPANOVIC Ivana | SRB | 10 MAY 1990 | 4 | 6.43 q |
| 3 | JAGACIAK Anna | POL | 10 FEB 1990 | 10 | 6.37 q |
| 4 | GRIVA Mara | LAT | 4 AUG 1989 | 5 | 6.34 q |
| 5 | AZPEITIA Maitane | ESP | 1 MAR 1989 | 12 | 6.28 q PB |
| 6 | STRATI Laura | ITA | 1990 | 2 | 6.24 q |
| 7 | NERVILUS Marquilu | FRA | 6 APR 1989 | 9 | 6.20 q PB |
| 8 | ONSTAD Oda Utsi | NOR | 12 MAY 1990 | 11 | 6.12 q SB |
| 9 | TVERDOHLIB Marharyta | UKR | 2 JUN 1991 | 3 | 6.03 |
| 10 | ATSCHKINADZE Xenia | GER | 14 JAN 1989 | 6 | 6.00 |
| 11 | OLSSON Malin | SWE | 24 AUG 1990 | 1 | 5.97 |
| | SANDU Cristina | ROU | 4 MAR 1990 | 8 | NM |

| | 1 | 2 | 3 |
|----|--------------------------------|-------------|-------------|
| 1 | KLISHINA Darya 6.81 (-0.8) | | |
| 2 | ŠPANOVIC Ivana 6.43 (-0.7) | - | - |
| 3 | JAGACIAK Anna 6.37 (-0.1) | x (+1.5) | 6.33 (-0.1) |
| 4 | GRIVA Mara 6.34 (-0.6) | x (0.0) | - |
| 5 | AZPEITIA Maitane x (-0.4) | 6.11 (-0.1) | 6.28 (-0.3) |
| 6 | STRATI Laura 6.09 (-0.4) | x (-0.3) | 6.24 (+0.3) |
| 7 | NERVILUS Marquilu x (-0.3) | 6.06 (+0.1) | 6.20 (+0.1) |
| 8 | ONSTAD Oda Utsi x (-0.7) | 6.12 (+1.3) | x (-0.5) |
| 9 | TVERDOHLIB M 6.03 (-0.4) | 5.77 (-1.4) | x (-0.6) |
| 10 | ATSCHKINADZE Xenia 6.00 (-1.1) | x (-0.6) | 5.79 (-0.2) |
| 11 | OLSSON Malin x (-0.7) | 5.96 (+0.7) | 5.97 (-0.7) |
| | SANDU Cristina x (-0.2) | x (-0.1) | x (+0.4) |

Long Jump Women
Qualification Group B
Start Time: 10:30

| Rank | Name | Nat | Date of Birth | Order | Result |
|------|-----------------------------|-----|---------------|-------|--------|
| 1 | MOGUENARA Sosthene Taroum | GER | 17 OCT 1989 | 1 | 6.29 q |
| 2 | MIRONCHYK-IVANOVA Nastassia | BLR | 13 APR 1989 | 4 | 6.24 q |
| 3 | GUBAR Yana | RUS | 2 MAR 1990 | 8 | 6.18 q |
| 4 | PANAYI Nektaria | CYP | 20 MAR 1990 | 6 | 6.11 q |
| 5 | SACAMA ISIDORE Daniella | FRA | 8 MAR 1990 | 5 | 6.07 |
| 6 | DENYAYEVA Svetlana | RUS | 1 APR 1991 | 7 | 6.02 |
| 7 | BIELAWSKA Martyna | POL | 15 NOV 1990 | 9 | 5.96 |
| 8 | DI LORETO Teresa | ITA | 1989 | 10 | 5.91 |
| 9 | KNYAZHEVA Hanna | UKR | 25 SEP 1989 | 2 | 5.85 |
| 10 | MITKOVA Milena | BUL | 26 JAN 1990 | 3 | 5.60 |
| | UGEN Lorraine | GBR | 22 AUG 1991 | 11 | NM |

| | 1 | 2 | 3 |
|----|-------------------------------|-------------|-------------|
| 1 | MOGUENARA S 6.29 (-1.3) | 4.78 (-1.1) | 6.26 (0.0) |
| 2 | MIRONCHYK-IVANOVA x (-0.7) | 6.24 (-0.6) | 6.22 (-0.6) |
| 3 | GUBAR Yana 6.18 (0.0) | 6.16 (-0.2) | 6.09 (-0.5) |
| 4 | PANAYI Nektaria 6.11 (-0.8) | 5.83 (-0.3) | 5.89 (-1.0) |
| 5 | SACAMA ISIDORE D 6.07 (0.0) | x (-1.0) | 5.68 (-0.5) |
| 6 | DENYAYEVA Svetlana x (-0.9) | 5.99 (-0.8) | 6.02 (-1.9) |
| 7 | BIELAWSKA Martyna 5.89 (-0.2) | x (+0.2) | 5.96 (-0.1) |
| 8 | DI LORETO Teresa x (-0.7) | 5.91 (0.0) | x (+0.3) |
| 9 | KNYAZHEVA Hanna x (-0.5) | x (-0.2) | 5.85 (-0.1) |
| 10 | MITKOVA Milena 5.60 (-1.3) | x (+0.4) | 5.57 (-0.7) |
| | UGEN Lorraine x (-0.5) | x (+0.7) | x (+0.2) |

Qualified: qualifying perf. 6.45 (Q) or 12 best performers (q) to the advance to the Final

Results

Heptathlon
Shot Put Women - Heptathlon
Start Time: 16:00


| Rank | Name | Nat | Date of Birth | Order | Result | Points |
|------|--------------------------------|-----|---------------|-------|--------|--------|
| 1 | MAKSIMAVA Yana | BLR | 9 JAN 1989 | 2 | 14.45 | 824 PB |
| 2 | FYODOROVA Alina | UKR | 31 JUL 1989 | 5 | 14.22 | 809 |
| 3 | GRAF Elisabeth | SUI | 9 MAR 1989 | 7 | 14.04 | 797 |
| 4 | THORSTEINSDOTTIR Helga Margret | ISL | 15 NOV 1991 | 1 | 13.85 | 784 |
| 5 | SAVITSKAYA Kristina | RUS | 10 JUN 1991 | 8 | 13.61 | 768 |
| 6 | SCHÄFER Carolin | GER | 5 DEC 1991 | 6 | 13.11 | 735 PB |
| 7 | ZELTNER Michelle | SUI | 22 DEC 1991 | 9 | 13.04 | 730 PB |
| 8 | BELYAKOVA Anastasiya | RUS | 4 DEC 1990 | 3 | 12.97 | 725 |
| 9 | CACHOVÁ Katerina | CZE | 26 FEB 1990 | 5 | 12.90 | 721 PB |
| 10 | SPRUNGER Léa | SUI | 5 MAR 1990 | 6 | 12.63 | 703 PB |
| 11 | BROERSEN Nadine | NED | 29 APR 1990 | 4 | 12.40 | 688 |
| 12 | ŠADEIKO Grit | EST | 29 JUL 1989 | 2 | 12.35 | 684 |
| 13 | CVITANOVIC Lucija | CRO | 17 SEP 1991 | 1 | 11.74 | 644 |
| 14 | KLAUP Mari | EST | 27 FEB 1990 | 4 | 11.68 | 640 SB |
| 15 | NAGY Judith | ROU | 14 SEP 1989 | 9 | 11.26 | 612 |
| 16 | ROSENQUIST Ellinor | SWE | 14 JUL 1989 | 8 | 11.03 | 597 |
| 17 | MIKOLAJCZYK Izabela | POL | 4 SEP 1990 | 7 | 10.66 | 573 |
| 18 | ONDRASCHKOVÁ Lucie | CZE | 12 OCT 1989 | 3 | 10.64 | 571 |

| | 1 | 2 | 3 |
|----|--------------------------|-------|-------|
| 1 | MAKSIMAVA Yana 14.22 | 14.45 | x |
| 2 | FYODOROVA Alina x | 13.71 | 14.22 |
| 3 | GRAF E 13.26 | 14.04 | 13.44 |
| 4 | THORSTEINSDOTTIR H 13.85 | 13.71 | x |
| 5 | SAVITSKAYA K 12.30 | 12.81 | 13.61 |
| 6 | SCHÄFER Carolin 12.90 | 13.11 | x |
| 7 | ZELTNER Michelle 12.53 | 13.04 | 12.90 |
| 8 | BELYAKOVA A 12.97 | 12.91 | x |
| 9 | CACHOVÁ K 12.20 | 11.63 | 12.90 |
| 10 | SPRUNGER L 11.16 | 11.93 | 12.63 |
| 11 | BROERSEN Nadine 12.32 | 12.40 | 11.59 |
| 12 | ŠADEIKO Grit 11.27 | x | 12.35 |
| 13 | CVITANOVIC Lucija 10.46 | 10.27 | 11.74 |
| 14 | KLAUP Mari 11.28 | 11.25 | 11.68 |
| 15 | NAGY Judith 9.50 | 11.20 | 11.26 |
| 16 | ROSENQUIST Ellinor 10.66 | 10.70 | 11.03 |
| 17 | MIKOLAJCZYK I 10.16 | 10.13 | 10.66 |
| 18 | ONDRASCHKOVÁ Lucie 10.12 | 10.54 | 10.64 |

Heptathlon
Shot Put Women - Heptathlon Group A Start Time: 16:00

| Rank | Name | Nat | Date of Birth | Order | Result | Points |
|------|--------------------------------|-----|---------------|-------|--------|--------|
| 1 | MAKSIMAVA Yana | BLR | 9 JAN 1989 | 2 | 14.45 | 824 PB |
| 2 | FYODOROVA Alina | UKR | 31 JUL 1989 | 5 | 14.22 | 809 |
| 3 | GRAF Elisabeth | SUI | 9 MAR 1989 | 7 | 14.04 | 797 |
| 4 | THORSTEINSDOTTIR Helga Margret | ISL | 15 NOV 1991 | 1 | 13.85 | 784 |
| 5 | SAVITSKAYA Kristina | RUS | 10 JUN 1991 | 8 | 13.61 | 768 |
| 6 | SCHÄFER Carolin | GER | 5 DEC 1991 | 6 | 13.11 | 735 PB |
| 7 | ZELTNER Michelle | SUI | 22 DEC 1991 | 9 | 13.04 | 730 PB |
| 8 | BELYAKOVA Anastasiya | RUS | 4 DEC 1990 | 3 | 12.97 | 725 |
| 9 | BROERSEN Nadine | NED | 29 APR 1990 | 4 | 12.40 | 688 |

| | 1 | 2 | 3 |
|---|--------------------------|-------|-------|
| 1 | MAKSIMAVA Yana 14.22 | 14.45 | x |
| 2 | FYODOROVA Alina x | 13.71 | 14.22 |
| 3 | GRAF E 13.26 | 14.04 | 13.44 |
| 4 | THORSTEINSDOTTIR H 13.85 | 13.71 | x |
| 5 | SAVITSKAYA K 12.30 | 12.81 | 13.61 |
| 6 | SCHÄFER Carolin 12.90 | 13.11 | x |
| 7 | ZELTNER Michelle 12.53 | 13.04 | 12.90 |
| 8 | BELYAKOVA A 12.97 | 12.91 | x |
| 9 | BROERSEN Nadine 12.32 | 12.40 | 11.59 |

INTERNET Service: www.european-athletics.org
Timing, Measurement & Data Service by  OMEGA

printed at SAT 16 JUL 2011 20:21

Page 26 of 28

Results

Heptathlon
Shot Put Women - Heptathlon Group B Start Time: 16:00

| Rank | Name | Nat | Date of Birth | Order | Result | Points |
|------|---------------------|-----|---------------|-------|--------|--------|
| 1 | CACHOVÁ Katerina | CZE | 26 FEB 1990 | 5 | 12.90 | 721 PB |
| 2 | SPRUNGER Léa | SUI | 5 MAR 1990 | 6 | 12.63 | 703 PB |
| 3 | ŠADEIKO Grit | EST | 29 JUL 1989 | 2 | 12.35 | 684 |
| 4 | CVITANOVIC Lucija | CRO | 17 SEP 1991 | 1 | 11.74 | 644 |
| 5 | KLAUP Mari | EST | 27 FEB 1990 | 4 | 11.68 | 640 SB |
| 6 | NAGY Judith | ROU | 14 SEP 1989 | 9 | 11.26 | 612 |
| 7 | ROSENQUIST Ellinor | SWE | 14 JUL 1989 | 8 | 11.03 | 597 |
| 8 | MIKOLAJCZYK Izabela | POL | 4 SEP 1990 | 7 | 10.66 | 573 |
| 9 | ONDRASCHKOVÁ Lucie | CZE | 12 OCT 1989 | 3 | 10.64 | 571 |

| | 1 | 2 | 3 |
|---|--------------------------|-------|-------|
| 1 | CACHOVÁ K 12.20 | 11.63 | 12.90 |
| 2 | SPRUNGER L 11.16 | 11.93 | 12.63 |
| 3 | ŠADEIKO Grit 11.27 | x | 12.35 |
| 4 | CVITANOVIC Lucija 10.46 | 10.27 | 11.74 |
| 5 | KLAUP Mari 11.28 | 11.25 | 11.68 |
| 6 | NAGY Judith 9.50 | 11.20 | 11.26 |
| 7 | ROSENQUIST Ellinor 10.66 | 10.70 | 11.03 |
| 8 | MIKOLAJCZYK I 10.16 | 10.13 | 10.66 |
| 9 | ONDRASCHKOVÁ Lucie 10.12 | 10.54 | 10.64 |

Hammer Women
Final Start Time: 15:25

| Rank | Name | Nat | Date of Birth | Order | Result |
|------|---------------------|-----|---------------|-------|----------|
| 1 | PERIE Bianca | ROU | 1 JUN 1990 | 7 | 71.59 CR |
| 2 | FIODOROW Joanna | POL | 4 MAR 1989 | 6 | 70.06 PB |
| 3 | HITCHON Sophie | GBR | 11 JUL 1991 | 3 | 69.59 NR |
| 4 | SAFRÁNKOVÁ Katerina | CZE | 8 JUN 1989 | 8 | 67.94 |
| 5 | GUEHASEIM Jessika | FRA | 23 AUG 1989 | 9 | 67.09 |
| 6 | KASTROVA Alina | BLR | 2 MAR 1990 | 10 | 65.09 |
| 7 | KRÁLOVÁ Tereza | CZE | 22 OCT 1989 | 12 | 65.05 |
| 8 | OZORAI Jenny | HUN | 3 DEC 1990 | 5 | 63.48 |
| 9 | WOLFARTH Gabi | GER | 6 SEP 1989 | 11 | 63.30 |
| 10 | RAAD Trude | NOR | 27 APR 1990 | 1 | 62.73 PB |
| 11 | PENTTILÄ Jenni | FIN | 9 MAR 1991 | 2 | 61.53 |
| 12 | SZEWA Magdalena | POL | 20 SEP 1990 | 4 | 60.52 |

| | 1 | 2 | 3 | 4 | 5 | 6 |
|----|-------------------------|-------|-------|-------|-------|-------|
| 1 | PERIE Bianca 67.83 | 70.57 | 69.38 | 71.59 | 69.60 | 68.61 |
| 2 | FIODOROW Joanna 65.87 | x | 70.06 | 68.64 | 67.28 | x |
| 3 | HITCHON Sophie 67.95 | 69.59 | x | 63.13 | 68.68 | 67.77 |
| 4 | SAFRÁNKOVÁ K x | 67.37 | x | 67.71 | 67.94 | 66.58 |
| 5 | GUEHASEIM Jessika 67.09 | x | 65.57 | 66.86 | 64.40 | 64.61 |
| 6 | KASTROVA Alina 65.09 | x | 61.91 | x | 62.14 | x |
| 7 | KRÁLOVÁ Tereza 64.73 | 62.58 | x | x | x | 65.05 |
| 8 | OZORAI Jenny 62.66 | 63.44 | 63.48 | x | x | x |
| 9 | WOLFARTH Gabi 63.30 | x | 61.51 | | | |
| 10 | RAAD Trude 62.73 | x | 60.56 | | | |
| 11 | PENTTILÄ Jenni 58.62 | 58.25 | 61.53 | | | |
| 12 | SZEWA Magdalena 59.06 | 60.40 | 60.52 | | | |

Results

Javelin Women

Final

Start Time: 19:00

| Rank | Name | Nat | Date of Birth | Order | Result | |
|------|-----------------|-----|---------------|-------|--------|----|
| 1 | MAYER Sarah | GER | 20 MAY 1991 | 6 | 59.29 | PB |
| 2 | REBRYK Vira | UKR | 25 FEB 1989 | 1 | 58.95 | |
| 3 | SORMUNEN Oona | FIN | 2 AUG 1989 | 3 | 58.54 | PB |
| 4 | UTRIAINEN Sanni | FIN | 5 FEB 1991 | 8 | 56.25 | |
| 5 | HATSKO Hanna | UKR | 3 OCT 1990 | 5 | 55.58 | |
| 6 | WESSMAN Anna | SWE | 9 OCT 1989 | 4 | 55.50 | SB |
| 7 | JELACA Tatjana | SRB | 10 AUG 1990 | 7 | 55.44 | SB |
| 8 | SCHOL Lisanne | NED | 22 JUN 1991 | 2 | 53.77 | |
| 9 | LETNAR Bernarda | SLO | 26 DEC 1989 | 11 | 53.44 | |
| 10 | JUHÁSZ Vanda | HUN | 6 JUN 1989 | 12 | 51.93 | |
| 11 | PASCUAL Elia | ESP | 4 JUL 1989 | 10 | 50.70 | SB |
| 12 | ANDRAUD Matilde | FRA | 28 APR 1989 | 9 | 50.61 | |

| | 1 | 2 | 3 | 4 | 5 | 6 | |
|----|-----------------|-------|-------|-------|-------|-------|-------|
| 1 | MAYER Sarah | 52.41 | 58.48 | 55.20 | 59.29 | 53.94 | 57.82 |
| 2 | REBRYK Vira | 58.95 | 57.98 | 54.47 | 55.80 | x | 57.83 |
| 3 | SORMUNEN Oona | 54.16 | 53.58 | 57.67 | 55.69 | 58.54 | x |
| 4 | UTRIAINEN Sanni | 50.19 | 56.25 | 54.53 | 51.85 | - | x |
| 5 | HATSKO Hanna | 55.33 | 55.58 | x | 54.66 | 53.74 | 54.16 |
| 6 | WESSMAN Anna | 53.01 | 52.80 | 55.50 | 52.54 | x | 52.89 |
| 7 | JELACA Tatjana | 54.60 | 55.44 | x | 52.08 | x | 54.67 |
| 8 | SCHOL Lisanne | 51.33 | 53.77 | x | x | x | 50.69 |
| 9 | LETNAR Bernarda | 50.36 | 53.44 | 51.30 | | | |
| 10 | JUHÁSZ Vanda | 51.38 | 51.93 | 50.10 | | | |
| 11 | PASCUAL Elia | 49.77 | 48.94 | 50.70 | | | |
| 12 | ANDRAUD Matilde | 50.61 | 49.07 | 48.01 | | | |