


Final Results Decathlon Final

EUROPEAN U23 RECORD	8617 KRAUCHANKA Andrei	BLR	Götzis (AUT)	27 MAY 2007
CHAMPIONSHIP RECORD	8492 KRAUCHANKA Andrei	BLR	Debrecen (HUN)	13 JUL 2007

Rank	Name	Nat	100m	LJ	SP	HJ	400m	110H	DT	PV	JT	1K5	Points	Points Behind Leader
1	KAZMIREK Kai	GER	10.81 (+0.8)	7.58 (-1.3)	13.09	2.07	46.98	14.35 (-0.3)	44.77	5.20	52.69	4:34.46	8366	
			903 (2)	955 (1)	673 (17)	868 (1)	959 (1)	930 (2)	762 (3)	972 (1)	628 (16)	716 (12)		
			1858 (1)	2531 (1)	3399 (1)	4358 (1)	5288 (1)	6050 (1)	7022 (1)	7650 (1)				
2	SHKURENYOV Ilya	RUS	11.05 (+0.8)	7.35 (+0.3)	13.98	2.04	48.78	14.29 (-0.3)	45.09	5.20	56.76	4:33.03	8279	87
			850 (6)	898 (6)	727 (6)	840 (2)	872 (5)	937 (1)	769 (2)	972 (1)	689 (9)	725 (10)		
			1748 (5)	2475 (6)	3315 (3)	4187 (2)	5124 (2)	5893 (2)	6865 (2)	7554 (3)				
3	HELCELET Adam	CZE	11.10 (+0.4)	7.36 (+0.9)	14.45	2.04	49.22	14.38 (-0.3)	43.03	5.00	64.89	4:37.93	8252	114
			838 (7)	900 (5)	756 (3)	840 (2)	851 (9)	926 (3)	726 (7)	910 (4)	812 (3)	693 (16)		
			1738 (6)	2494 (3)	3334 (2)	4185 (3)	5111 (3)	5837 (3)	6747 (3)	7559 (2)				
4	BRYANT Ashley	GBR	11.12 (-1.0)	7.53 (+0.2)	13.76	1.95	48.22	14.45 (-0.3)	41.17	4.50	65.46	4:30.97	8070	296
			834 (11)	942 (2)	714 (10)	758 (12)	899 (4)	917 (4)	688 (11)	760 (11)	820 (2)	738 (7)		
			1776 (2)	2490 (5)	3248 (4)	4147 (4)	5064 (4)	5752 (4)	6512 (4)	7332 (4)				
5	ROSENQUIST Fabian	SWE	11.18 (-1.0)	7.52 (+0.6)	12.65	2.01	48.17	14.92 (-1.0)	40.25	4.50	48.14	4:26.64	7738	628
			821 (14)	940 (3)	646 (20)	813 (5)	901 (3)	859 (13)	670 (14)	760 (11)	561 (18)	767 (1)		
			1761 (3)	2407 (9)	3220 (5)	4121 (5)	4980 (5)	5650 (5)	6410 (5)	6971 (5)				
6	LELIÈVRE Jérémy	FRA	10.85 (+0.8)	7.04 (+0.5)	15.10	1.86	48.15	15.30 (-1.3)	42.05	4.50	48.16	4:29.92	7680	686
			894 (3)	823 (14)	796 (1)	679 (23)	902 (2)	814 (16)	706 (8)	760 (11)	561 (17)	745 (5)		
			1717 (8)	2513 (2)	3192 (6)	4094 (6)	4908 (6)	5614 (6)	6374 (6)	6935 (6)				
7	PITTMVILS Niels	BEL	11.34 (-0.2)	6.92 (-0.2)	12.42	1.95	49.96	15.02 (-1.0)	39.78	5.20	53.12	4:30.26	7644	722
			786 (22)	795 (20)	632 (21)	758 (12)	816 (15)	847 (14)	660 (17)	972 (1)	635 (14)	743 (6)		
			1581 (21)	2213 (24)	2971 (23)	3787 (22)	4634 (19)	5294 (18)	6266 (7)	6901 (7)				
8	LUKÁŠ Marek	CZE	11.19 (-0.2)	6.87 (0.0)	13.59	1.89	50.20	14.70 (-2.3)	39.63	4.40	63.96	4:33.94	7606	760
			819 (15)	783 (24)	703 (12)	705 (19)	805 (17)	886 (8)	657 (18)	731 (14)	798 (4)	719 (11)		
			1602 (19)	2305 (15)	3010 (19)	3815 (16)	4701 (10)	5358 (14)	6089 (15)	6887 (8)				
9	FOLACCI Alexandre	FRA	11.15 (-0.2)	6.99 (+0.5)	11.99	1.95	50.36	14.83 (-2.3)	38.07	4.80	59.02	4:35.47	7576	790
			827 (13)	811 (17)	606 (23)	758 (12)	798 (19)	870 (10)	625 (19)	849 (5)	723 (5)	709 (14)		
			1638 (14)	2244 (22)	3002 (20)	3800 (18)	4670 (14)	5295 (17)	6144 (11)	6867 (9)				
10	WIESIOLEK Pawel	POL	11.13 (+0.4)	7.07 (+0.4)	11.53	1.98	49.23	15.51 (-1.3)	43.65	4.60	54.60	4:37.31	7547	819
			832 (12)	830 (11)	578 (27)	785 (9)	850 (10)	789 (19)	739 (5)	790 (9)	657 (12)	697 (15)		
			1662 (12)	2240 (23)	3025 (18)	3875 (13)	4664 (16)	5403 (11)	6193 (9)	6850 (10)				
11	BRAUN Pieter	NED	11.36 (-0.2)	7.16 (+0.6)	12.24	1.89	49.88	14.81 (-1.3)	40.99	4.70	52.99	4:29.21	7540	826
			782 (24)	852 (7)	621 (22)	705 (19)	820 (13)	873 (9)	685 (12)	819 (7)	633 (15)	750 (3)		
			1634 (15)	2255 (21)	2960 (24)	3780 (23)	4653 (18)	5338 (16)	6157 (10)	6790 (14)				
12	ROE Martin	NOR	11.10 (+0.4)	7.09 (+0.7)	14.37	1.86	50.23	16.27 (-2.3)	46.36	4.20	58.71	4:32.31	7526	840
			838 (7)	835 (10)	751 (4)	679 (23)	804 (18)	703 (22)	795 (1)	673 (18)	718 (6)	730 (9)		
			1673 (10)	2424 (8)	3103 (10)	3907 (11)	4610 (21)	5405 (10)	6078 (16)	6796 (12)				
13	LOOSLI Christian	SUI	11.23 (+0.4)	6.96 (+1.0)	12.94	1.98	48.85	15.74 (-2.3)	34.02	4.40	65.80	4:32.20	7523	843
			810 (19)	804 (19)	664 (19)	785 (9)	868 (6)	762 (20)	544 (23)	731 (14)	825 (1)	730 (8)		
			1614 (18)	2278 (19)	3063 (14)	3931 (9)	4693 (11)	5237 (19)	5968 (19)	6793 (13)				

INTERNET Service: www.european-athletics.org

Timing, Measurement & Data Service by  **OMEGA**


printed at FRI 12 JUL 2013 21:55

Page 1 of 3

Final Results
Decathlon
Final

Rank	Name	Nat	100m	LJ	SP	HJ	400m	110H	DT	PV	JT	1K5	Points	Points Behind Leader	
14	PEŠIĆ Darko	MNE	11.62 (-0.2) 728 (26) 1520 (26)	6.91 (+0.2)	14.20 741 (5) 2261 (20)	1.98 785 (9) 3046 (15)	51.41 751 (23) 3797 (20)	14.87 (-1.3) 865 (12) 4662 (17)	44.26 752 (4) 5414 (9)	4.30 702 (16) 6116 (13)	54.85 661 (11) 6777 (15)	4:29.87 745 (4)	7522	844	
15	IVANYTSKYI Vasyl	UKR	11.21 (+0.4) 814 (17)	7.39 (+1.0)	11.94 603 (24) 2325 (12)	2.04 840 (2) 3165 (7)	51.34 754 (22) 3919 (10)	15.49 (-2.3) 791 (18) 4710 (9)	43.17 729 (6) 5439 (7)	4.30 702 (16) 6141 (12)	56.35 683 (10) 6824 (11)	4:38.12 692 (17)	7516	850	
16	YLÖSTALO Otto	FIN	11.25 (-0.2) 806 (20)	7.11 (-0.7)	13.28 684 (14) 2330 (11)	1.95 758 (12) 3088 (12)	51.06 766 (20) 3854 (15)	15.16 (-1.0) 830 (15) 4684 (13)	34.31 550 (22) 5234 (20)	4.60 790 (9) 6024 (17)	57.59 702 (8) 6726 (18)	4:29.13 750 (2)	7476	890	
17	SCHERFOSE Patrick	GER	11.20 (+0.8) 817 (16)	7.01 (+0.9)	13.35 689 (13) 2322 (13)	1.89 705 (19) 3027 (17)	51.15 762 (21) 3789 (21)	14.62 (-0.3) 896 (6) 4685 (12)	41.37 692 (10) 5377 (13)	4.80 849 (5) 6226 (8)	46.40 536 (19) 6762 (16)	4:39.70 682 (18)	7444	922	
18	JORDÁN Jonay	ESP	11.35 (-1.0) 784 (23)	6.97 (+0.5)	13.83 718 (9) 2309 (14)	1.95 758 (12) 3067 (13)	50.12 809 (16) 3876 (12)	14.63 (-0.3) 895 (7) 4771 (8)	39.97 664 (15) 5435 (8)	4.20 673 (18) 6108 (14)	53.73 644 (13) 6752 (17)	4:59.00 565 (20)	7317	1049	
19	HASSI Juuso	FIN	11.21 (-1.0) 814 (17)	6.78 (+0.1)	13.71 711 (11) 2287 (18)	1.89 705 (19) 2992 (22)	49.91 819 (14) 3811 (17)	15.36 (-1.0) 807 (17) 4618 (20)	36.64 597 (21) 5215 (21)	4.20 673 (18) 5888 (20)	57.70 703 (7) 6591 (19)	4:44.59 652 (19)	7243	1123	
20	DODIG Dino	SRB	11.26 (+0.4) 804 (21)	6.62 (+0.4)	11.88 599 (25) 2128 (26)	2.01 813 (5) 2941 (25)	49.07 858 (7) 3799 (19)	14.85 (-1.0) 868 (11) 4667 (15)	40.83 681 (13) 5348 (15)	4.20 673 (18) 6021 (18)	43.31 490 (21) 6511 (20)	4:34.71 714 (13)	7225	1141	
21	ALBERTO Dominik	SUI	11.11 (+0.4) 836 (9)	6.92 (+0.8)	13.02 668 (18) 2299 (17)	1.92 731 (18) 3030 (16)	49.41 842 (11) 3872 (14)	DNF 0 3872 (23)	39.79 660 (16) 4532 (23)	4.70 819 (7) 5351 (21)	45.21 518 (20) 5869 (21)		5869	2497	
	OLSON Petter	SWE	10.96 (-1.0) 870 (5)	6.92 (+1.2)	13.16 677 (15) 2342 (10)	1.95 758 (12) 3100 (11)	49.11 856 (8) 3956 (8)	14.51 (-0.3) 910 (5) 4866 (7)	33.30 530 (24) 5396 (12)	DNS				DNF	
	SPIRYN Aliaksei	BLR	11.67 (-0.2) 717 (27)	6.69 (+0.6)	13.97 727 (7) 2185 (25)	2.01 813 (5) 2998 (21)	51.61 742 (24) 3740 (24)	16.21 (-2.3) 709 (21) 4449 (22)	41.98 705 (9) 5154 (22)	DNS				DNF	
	ZIKEYEV Dmitriy	RUS	11.52 (-1.0) 748 (25)	7.05 (-0.4)	13.94 725 (8) 2299 (16)	2.01 813 (5) 3112 (9)	DQ 0 3112 (25)	16.29 (-1.0) 700 (23) 3812 (24)	37.18 607 (20) 4419 (24)	DNS				DNF	
	HOCK Johannes	GER	10.93 (+0.8) 876 (4)	7.06 (-0.1)	14.99 789 (2) 2493 (4)	1.83 653 (25) 3146 (8)	49.61 833 (12) 3979 (7)	DNS	NM 0					DNF	
	FAJOYOMI Viktor	HUN	11.69 (-1.0) 713 (28)	7.02 (-0.7)	11.61 583 (26) 2114 (27)	DNS								DNF	
	SALURI Karl-Robert	EST	10.80 (+0.8) 906 (1)	7.16 (+0.1)	13.15 676 (16) 2434 (7)	DNS								DNF	

INTERNET Service: www.european-athletics.org

Timing, Measurement & Data Service by  OMEGA

printed at FRI 12 JUL 2013 21:55

Page 2 of 3


Final Results
Decathlon
Final

Rank	Name	Nat	100m	LJ	SP	HJ	400m	110H	DT	PV	JT	1K5	Points	Points Behind Leader
	HÓDOSI Máté	HUN	11.11 (+0.8) 836 (9)	NM 0 836 (28)	DNS									DNF

Legend

DNF	Did not Finish	DNS	Did not Start	DQ	Disqualified	DT	Discus Throw
H	Hurdles	HJ	High Jump	JT	Javelin Throw	LJ	Long jump
NM	No Mark	PB	Personal Best	Prog.	Progressive	Pts	Points
PV	Pole Vault	SB	Season Best	SP	Shot Put		

INTERNET Service: www.european-athletics.org

Timing, Measurement & Data Service by  OMEGA

printed at FRI 12 JUL 2013 21:55

Page 3 of 3